

第27届中国国际光电博览会

THE 27TH CHINA INTERNATIONAL OPTOELECTRONIC EXPO

2026年9月9-11日 深圳国际会展中心(宝安)

SEPTEMBER 9-11, 2026 SHENZHEN WORLD EXHIBITION AND CONVENTION CENTER




CIOE 官方微信号

WWW.CIOE.CN

展位号 (Booth NO) : 9D57

 **伟创光电**
WEICHUANG OPTICS





成都华精通信设备有限公司

Chengdu Huajing Communication Equipment Co., Ltd.


展位号：9D71

成都华精通信设备有限公司是一家专业从事光纤通信配线产品制造的高新技术企业。公司位于天府之国成都，专注于为国内外电信运营商、电信主设备商和网络集成商提供一流的产品和服务。产品远销欧美等几十个国家和地区。

Chengdu Huajing Communication Equipment Co., Ltd. is a high-tech enterprise specializing in the manufacture of optical fiber communication products. The company is located in Chengdu, the land of abundance, focusing on providing first-class products and services for domestic and foreign telecom operators, telecom main equipment vendors and network integrators. Products are exported to Europe, North & South America, the Middle East and other regions.



光缆接头盒
optical cable splice box



光缆接头盒
optical cable splice box




配线箱
Distribution box




交接箱
Cross-connection Cabinet



分光盒
Splicing Distribution Box



分光盒
Splicing Distribution Box



分光盒
Splicing Distribution Box

Tel: +86-28-84129481/84125539
+86 13668166136
Email: 2885413899@qq.com
[Http://www.huajingfiber.com](http://www.huajingfiber.com)

Address: NO.627 Yongda Road Industry Park East of Xindu District, Chengdu, China
地址：成都市新都区工业东区永达路627号

山西国科诚邀莅临

CIOE 2026 中国国际光电博览会

8号馆C区: 8C109 展位

重点产品展示



制冷型
中波红外探测器



油气
红外热像仪



1900-2000nm单频可调谐
外腔半导体激光器



多波段
半导体激光二极管

山西国科半导体光电有限公司

山西国科半导体光电有限公司专注于III-V族锑化物、超晶格红外探测器及半导体激光器研发制造,已建立从外延生长、器件制备、封装测试到系统集成的全链条自主可控体系。

公司以GaSb基半导体材料及器件为特色方向,形成覆盖中波,长波及短波红外激光器的多波段核心技术储备,凭借深厚的科研实力和创新能力,业务已延伸至激光先进制造装备、工业激光器泵浦、医学美容、石油化工、航空航天、国土防御、量子通信、低空安全、半导体加工等战略新兴领域。

20000 余m²

净化厂房

3.4 亿元

设备投入

300 +

专业团队



山西国科半导体光电有限公司



太原市小店区
南内环街16号二号厂房一层



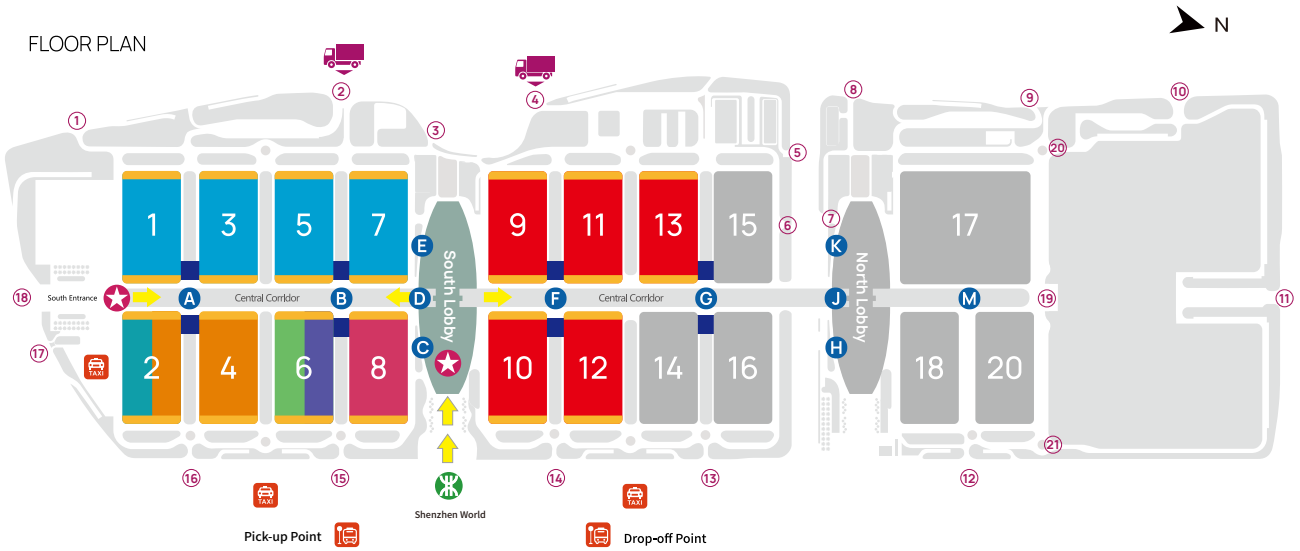
0351-2457021



<https://www.gksemi.ac.cn/sy>

The 27th China International Optoelectronic Expo (CIOE2026)

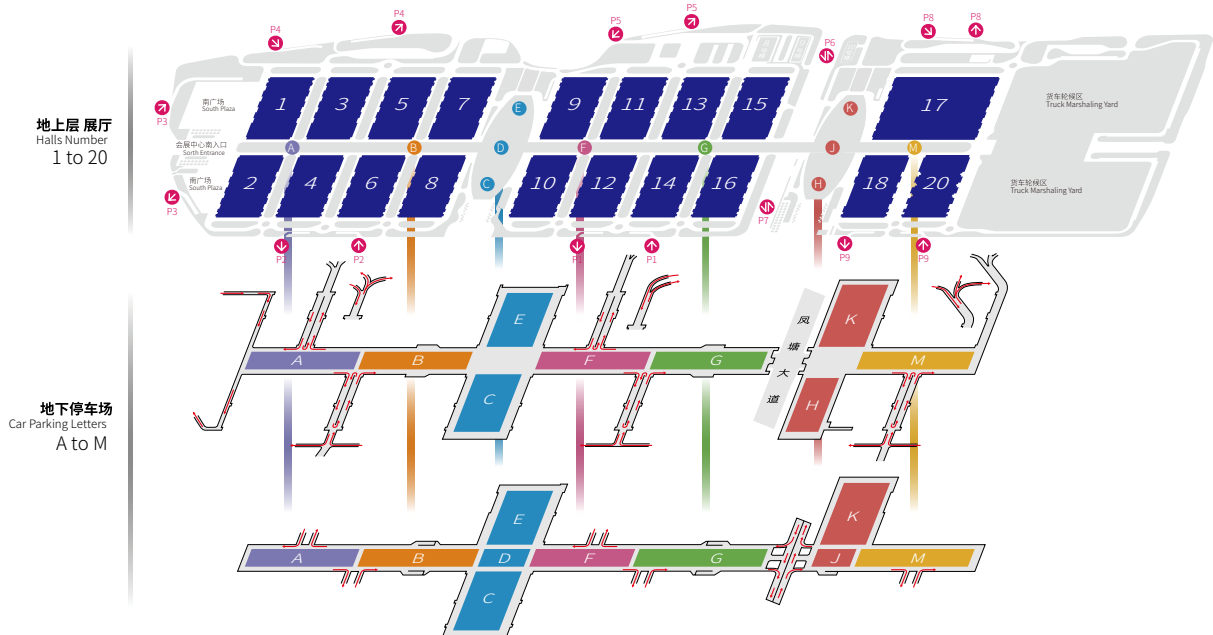
FLOOR PLAN



Legend:

INFORMATION AND COMMUNICATION EXPO	PRECISION OPTICS EXPO & CAMERA EXPO	Dining Area	Exhibitor Registration	Truck Entrance
INFRARED APPLICATIONS EXPO	LASERS TECHNOLOGY & INTELLIGENT MANUFACTURING EXPO	A-M Ground Parking Lot	Conference Room between hall	TAXI
INTELLIGENT SENSING EXPO	PHOTONICS INNOVATION EXPO	Bus Stop	Metro	Gate No. of exhibition hall
DISPLAY TECHNOLOGY EXPO	AR&VR EXPO			

Underground parking (2 levels, 9045 parking Spaces, 10% of underground parking spaces with charging piles.)



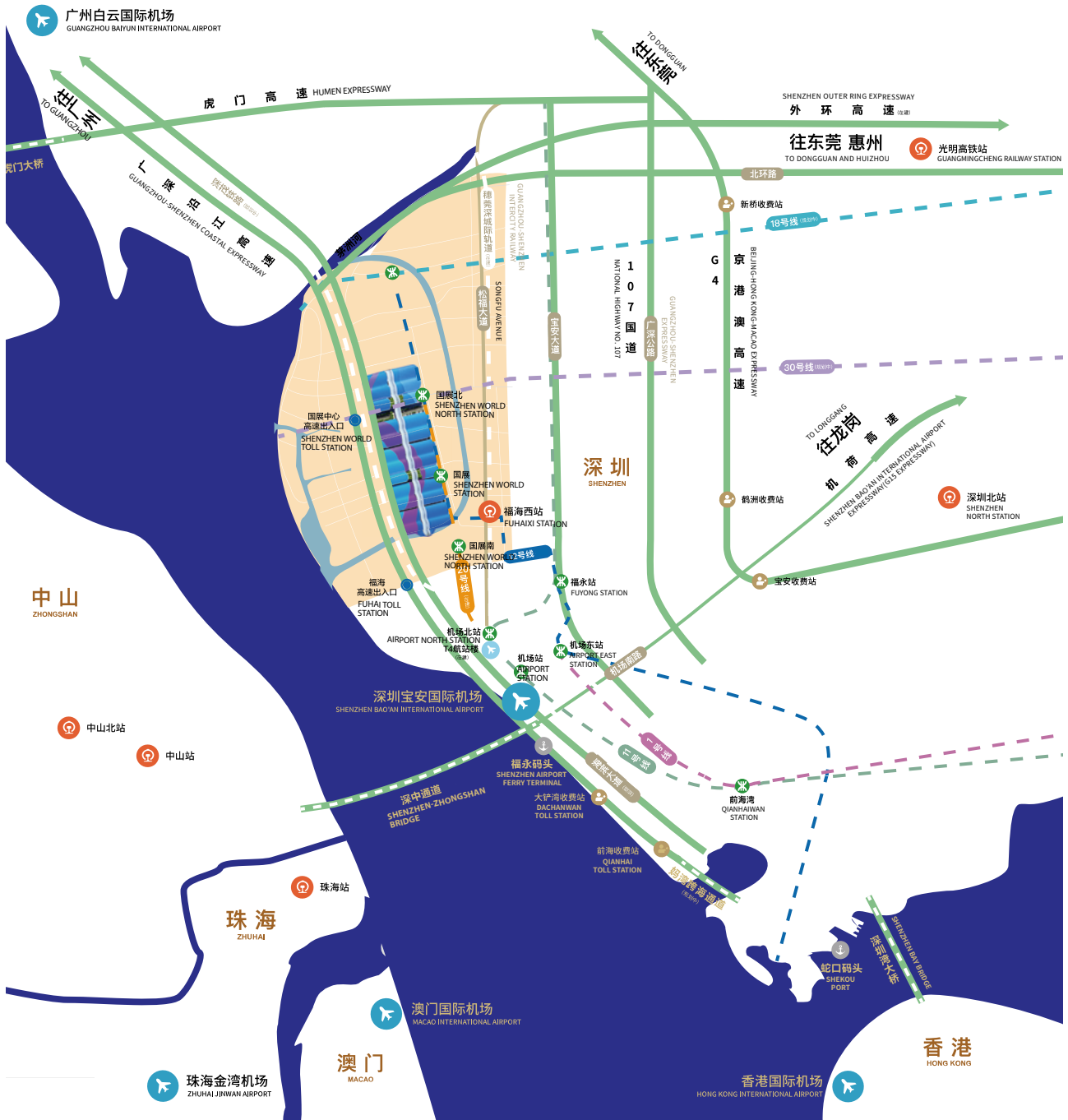
TRAFFIC GUIDE

Location map of the exhibition hall (Information updated to May, 2026)

[Click here to browse the latest news of "Shenzhen World Exhibition and Convention Center Location and Transportation"](#)

Exhibition Name: Shenzhen World Exhibition and Convention Center

No. 1, Zhancheng Road, Fuhai Street, Bao'an District, Shenzhen, Guangdong Province, China



Transportation

Exhibitors can reach the exhibition hall by the following means of transportation

1	AIRPORT	<p>Shenzhen Bao'an International Airport: Take a taxi or Take the metro Line 20 to the exhibition center directly</p> <p>Hong Kong International Airport: Take public transportation to Shenzhen, like cross-border bus or ferry, and then take other transportations to exhibition center.</p> <p>Guangzhou Baiyun International Airport: Take public transportation to Shenzhen, like high-speed railway or bus, and then take other transportations to exhibition center.</p>
2	HIGH-SPEED RAILWAY	<p>Shenzhen North Railway Station/Shenzhen East Railway Station: Take Metro Line 5 (Chiwan direction) to Qianhaiwan Station, then transfer to Line 11 (Bitou direction) to Airport North Station, then transfer to Line 20 to Shenzhen World Station (exit C1 and C2 to South Lobby).</p> <p>Futian Railway station: Take Metro Line 11 (Bitou direction) to Airport North Station, then transfer to Line 20 to Shenzhen World Station (exit C1 and C2 to South Lobby).</p> <p>Shenzhen Station(Luohu): Take Metro Line 1 (Airport East direction) to Chegongmiao station, then transfer to Line 20 to Shenzhen World Station (exit C1 and C2 to South Lobby).</p>
3	INTERCITY RAILWAY	<p>Guangzhou-Shenzhen Intercity Railway to Fuhaixi Station, and take taxi to the Exhibition Center.</p>
4	METRO	<p>Metro Line 20 or Line 12 to Shenzhen World Station (exit C1 and C2 to South Lobby).</p> <p>Metro Service hours: 7:00-22:00</p> <p>Click here to browse Shenzhen Metro Line Map.</p>
5	BUS	<p>BUS NO. 615, NO. B892: To Shenzhen World Exhibition and Convention Center 1st station.</p> <p>BUS NO. M515, NO. B892: To Shenzhen World Exhibition and Convention Center 2nd station.</p>
6	TAXI	<p>Shenzhen Bao'an International Airport Terminal 3: about 35 minutes</p> <p>Shenzhen North Railway Station: about 80 minutes</p> <p>Fuyong Ferry Terminal: about 40 minutes</p> <p>Shenzhen Bay Port: about 40 minutes</p> <p>Shekou Cruise Port: about 45 minutes</p>
7	SELF-DRIVING	<p>According to the Shenzhen Traffic Management Regulations, the nonlocal cars are prohibited roads in all Shenzhen areas during the working day from 7:00 to 9:00 am and from 5:30 to 7:30 pm. After consultation with the Shenzhen Traffic Management Bureau,the organizing committee can apply for temporary passes of exhibitors during the exhibition. Exhibitors can log in to the Exhibitor Service System before August 17, 2026 and submit the required documents. The unified declaration will not be accepted after August 17, 2026. Exhibitors can also apply for temporary permits to enter Shenzhen on their own. Applications are accepted once a month only, either one day or one month in advance.</p> <p>Application Route 1: Click here to enter "Shenzhen Traffic Police Online" to apply for a temporary permit to enter Shenzhen.</p> <p>Application Route 2: In the menu of the WeChat Official Account of the "Shenzhen Traffic Police", click Star-rated Users → Car Driving Management Service → Apply for a pass (Non-Shenzhen Vehicles)</p> <p>Exhibitors must pay attention to traffic policies constantly when driving, and the latest content released by the Shenzhen Traffic Police shall prevail. Click here to browse related information on "Shenzhen Traffic Police Online".</p>

Entrance and exit of self-driving route (for reference)

- A. Guozhan Interchange-Fengtang Road-Zhancheng Road-P1/P2/P3.
- B. Guozhan Interchange-Fengtang Road-Binjiang Road-P4/P5.
- C. Zhanyun Road/Qiaohe Road-Zhanjing Road-Zhancheng Road-P2/P3.
- D. Guozhan Interchange-Fengtang Road-P6.



Reminders:

Shenzhen World Exhibition and Convention Center-Charge Standard for Underground Parking Lot

Vehicle Model	Charge Standard (free of charge within 30 minutes)	Maximum Charge in a day
Vehicle	10 yuan for the first hour, 1 yuan added hourly.	33 yuan
Trunk/ Oversized Truck	15 yuan for the first hour, 3 yuan added hourly .	84 yuan

Vehicle: heavy in 4.5 tons, capacity less than 20 passengers and the length less than 6 meters.

Trunk: heavy in 4.5 tons, capacity more than 20 passengers and length over 6 meters.

Oversized Truck: heavier than 4.5 tons, capacity more than 20 passengers and length over 6 meters.

Shenzhen World Exhibition & Convention Center reserves the right of final interpretation of vehicle charges.

CIOE 2026 Conference List

Date	Venue	Conference	Language
September 9 th - AM	Mangrove A, Second Floor, South Entrance Hall	The 27 th China International Optoelectronic Expo Opening Ceremony & 2026 IEEE the Optoelectronics Global Conference Keynote Speech	CN/EN
September 9 th - PM	9B, 2nd Floor, Hall 9	Global Photonics & Semiconductor Industry Development Forum	EN
Information and Communication Industry Development Forum			
September 9 th - PM	9A, 2nd Floor, Hall 9	High-Speed Optical Transmission Technology Innovation in AI Era Forum	CN
September 9 th - PM	9C, 2nd Floor, Hall 9	10 Gigabit Optical Access: AI+ Intelligent Upgrade and Application Forum	CN
September 10 th	9B, 2nd Floor, Hall 9	Optical Interconnect Technology for AI Computing Clusters Forum	CN/EN
September 10 th	9C, 2nd Floor, Hall 9	Photonics-Electronics Convergence Technology and Industrial Development Forum	CN
September 10 th - PM	Conference Room, Hall 13	ePIXfab China-Europe Silicon Photonics Forum	CN/EN
Global Conference on Precision Optical Technology and Applications			
September 9 th - PM	5A, 2nd Floor, Hall 5	"AI + Computational Optical Imaging" New Opportunities Forum	CN
September 9 th - PM	5B, 2nd Floor, Hall 5	Optical Semiconductor Inspection Technology Forum	CN
September 9 th - PM	5C, 2nd Floor, Hall 5	Nanoimprint Manufacturing Technology Forum	CN
September 9 th - PM	Conference Room, Hall 7	EPIC TechWatch at CIOE - Optics Innovation Across the Value Chain: Materials, Manufacturing, Metrology, Integration, and Systems	CN
September 10 th - AM	5A, 2nd Floor, Hall 5	Meta-optical & Micro-nano Optical Manufacturing Technology Forum	CN
September 10 th - PM	5A, 2nd Floor, Hall 5	Optical Ultra-precision Manufacturing Forum	CN
September 10 th - AM	Conference Room, Hall 3	Medical Endoscopic Imaging Technology Forum	CN
September 10 th - PM	Conference Room, Hall 3	Handheld Intelligent Imaging Device Technology Development Forum	CN
September 10 th	Conference Room, Hall 7	Optics Vacuum Coating Forum	CN
September 11 th - AM	Conference Room, Hall 3	2026 Precision Optical Molding Aspheric Surface Processing Technology Forum	CN
September 11 th - AM	Conference Room, Hall 7	Optoelectronics-Driven New Quality Productive Forces in Low-Altitude Economy Forum	CN
Laser Technology Innovation and Application Forum			
September 9 th - PM	2C, 2nd Floor, Hall 2	Laser Micro and Nano Processing Advanced Manufacturing Forum	CN
September 9 th - PM	Conference Room, Hall 4	2026 Laser Welding for Smart Manufacturing Innovation Application Forum	CN
September 9 th - PM	2A, 2nd Floor, Hall 2	Laser Technology Empowering Semiconductor Industry Manufacturing Forum	CN
September 10 th	Conference Room, Hall 4	Laser Technology Empowering Medical Development Forum Session 1: Optics/Laser Medical Session 2: Medical Cosmetology	CN
September 10 th - PM	1A, 2nd Floor, Hall 1	2026 Water-Jet Guided Laser & Multi-Energy Precision Machining Forum	CN
September 10 th	2AB, 2nd Floor, Hall 2	The 20 th International Laser Processing and Systems Conference (LPC 2026)	CN
Infrared Industry Insight and Application Forum			
September 10 th	6C, 2nd Floor, Hall 6	Infrared Detection Technology and Application Forum	CN
September 10 th	Conference Room, Hall 8	Intelligent Inspection and Predictive Maintenance under Industry 4.0 Forum Session 1: Petroleum Application Session 2: Chemical Engineering Application	CN
September 10 th - PM	6D, 2nd Floor, Hall 6	Petrochemical & Electric Power Closed-Door Seminar	CN
Quantum Technology Industry Forum			
September 10 th	5B, 2nd Floor, Hall 5	2026 International Quantum Technology Scientific Frontier Forum	CN
Electronics-Photonics Convergence Forum			
September 10 th	1C, 2nd Floor, Hall 1	Advanced Photonic Technology Forum	CN

Date	Venue	Conference	Language		
CIOE & YOLE Group Forum					
September 10 th - AM	Conference Room, Hall 13	AI Computing Power – Photonic technologies enabling fast and power-efficient data movement across data center infrastructure	EN		
Optoelectronic+ Application Forum					
Optoelectronic+ Automotive					
September 9 th - PM	1B, 2nd Floor, Hall 1	The 5 th Automotive Camera Technology and Testing Forum	CN		
September 10 th	9A, 2nd Floor, Hall 9	Automotive Optical Communication Technology Innovation and Application Forum	CN		
September 10 th	5C, 2nd Floor, Hall 5	The 8 th Intelligent Vehicle Technology Forum	CN		
Optoelectronic + Robot					
September 10 th	6A, 2nd Floor, Hall 6	Embodied Intelligent Robots Integrated Application Forum	CN		
Optoelectronic+ AR&VR					
September 9 th - PM	Conference Room, Hall 2	Global VR/MR Industry Ecosystem Forum	CN		
September 9 th - PM	2B 2nd Floor, Hall 2	AR/VR Chip and Core Components Industry Development Forum	CN		
September 10 th - AM	2C, 2nd Floor, Hall 2	AI AR Glasses Industry Development Forum	CN		
September 10 th - PM	2C, 2nd Floor, Hall 2	AR/VR Optical Technology Application Summit Forum	CN		
September 11 th - AM	Conference Room, Hall 2	Large-Scale Interaction and Immersive Experience Technology Summit	CN		
Optoelectronic+ Display					
September 10 th	Conference Room, Hall 2	Global Microdisplay Industry Development Forum	CN		
Optoelectronic+ Intelligent Sensor					
September 9 th - PM	6B, 2nd Floor, Hall 6	2026 Intelligent Sensor Innovation and Application Development Forum	CN		
September 10 th	6B, 2nd Floor, Hall 6	The 41st MEMS Seminar: 3D Sensing and Imaging Technology Application	CN		
Optoelectronic+ Consumer Electronics					
September 9 th	6A, 2nd Floor, Hall 6	2026 Smart Home Development Trends Forum	CN		
Optoelectronic+ Security					
September 9 th - PM	6C, 2nd Floor, Hall 6	The 4rd AI Security and Vision Technology Innovation and Development Forum	CN		
Optoelectronic+ Astronomy					
September 9 th - AM	Conference Room, Hall 3	Interstellar Vision, Light Accompanying - CIOE2026 Astronomical Forum	CN		
Academic Conference: The Optoelectronics Global Conference (OGC 2026)					
Date	Venue	Conference	Code	Price	Language
September 8 th -11 th	LM Conference Room, Level 1, South Lobby West	S1. Laser Technology S2. Optical Communication and Networks S3. Metamaterials and Photonic Crystals S4. Quantum Optics and Information S5. Fiber-Based Technologies and Applications S6. Optoelectronic Devices and Applications S7. Biophotonics and Optical Biomedicine S8. Data Center Optical Interconnects and Network S9. Silicon Photonics S10. Computational Imaging Special Sessions: T1. Mid Infrared Lasers and their Applications, T2. Photonics for Ocean, T3. Optoelectronics EDA Software, T4. Emerging Technologies for Advanced Optical Lithography, T5. Optical Communication and Sensing Technologies Workshop: W1. Optical Fiber Upgrade	OGC	IEEE Member:3500RMB Non-IEEE Member:3850RMB Student (IEEE Member) :2800RMB Student (Non-IEEE Member): 3150RMB Call for papers and registrations: http://www.ipsogc.org/index.html	EN

* The above conferences are subject to change.

CONTENT

CHAPTER 1 EXHIBITOR GUIDE

1. CIOE Exhibitor Service System Guideline.....	3
2. Exhibition Schedule	4
3. Contact Information (Organizer, Contractor, Service Provider)	5
4. Exhibitor Instructions	6
Stand Fitting Notice.....	6
Participation Notice	7
Move-out Instructions.....	10

CHAPTER 2 DESIGNATED SERVICE PROVIDER

1. Insurance Services	11
2. Hotel, Vehicle, Translation and Etiquette Services	12
3. Delivery Services.....	15
4. Warehouse, Move in and Move out and Storage Services.....	16
5. International Exhibit Freight forwarder and Customs Services	18

CHAPTER 3 OFFICIAL BOOTH CONTRACTOR

1. Contacts	22
2. Standard Booth Description and Precautions.....	22
3. Description of the Construction Procedure for Raw Space.....	24
4. Precautions for the Drawing Audit of Raw Space	26
5. Water / Electricity / Gas / Network / Exhibition Equipment Rental Supply.....	26
6. Relevant Exhibition Fees and Application Process	33
Standards of Construction Documents, Management Fees, Booth Deposits, Overtime Fees.....	33
Booth Deposit Refund Instructions (Applicable to Standard Booth or Raw Space).....	33
Description of the Application Process for Invoice Issuance (Applicable to Standard Booth or Raw Space).....	33
7. Onsite Construction Management Regulations and Deduction Standards (Please read the Annex III for more detail).....	33
8. List of Exhibition Related Forms.....	35

CHAPTER 4 IMPORTANT INFORMATION

Annex I - Regulations on the Protection of Intellectual Property.....	43
1. General	43
2. Complaint Handling.....	43
3. Responsibility	44
4. Supplement.....	44
Annex II - Better Stands Programme	45

[Annex III - Onsite Construction Safety Management Regulations](#)46

 1. [Construction Management Regulations](#)..... 46

 2. [Fire Management Regulations](#)..... 48

 3. [Equipment Management Regulations](#)..... 50

 4. [Regulations on Move-out Management](#)..... 52

[Annex IV - Security Management Measures](#)..... 53

 1. [The comprehensive scoring standard for contractor safety management](#)..... 53

 2. [Security Deposit Deduction Standards of Construction Violations](#)..... 55

Note: Annex 4 is quoted from GL Event Live (Shenzhen) Co., Ltd. and applicable for Hall 1 to hall 13.

Dear Exhibitors,

Welcome to "the 27th China International Optoelectronic Expo (CIOE 2026)"



- » Exhibition Name: The 27th China International Optoelectronic Exposition (CIOE 2026)
- » Exhibition Date: September 9-11, 2026 (Wednesday to Friday)
- » Exhibition Venue: Shenzhen World Exhibition and Convention Center (SWECC)
- » Detailed address: No.1 Zhancheng Rd, Fuhai Street, Bao'an District, Shenzhen

About China International Optoelectronic Exposition

China International Optoelectronic Exposition (CIOE) is the world's largest and most influential comprehensive exhibition of the optoelectronic industry, covering Information and Communication, Laser, Infrared, UV, Precision Optics, Lens and Camera Modules, Intelligent Sensing, New Display and other optoelectronic industry chain sectors. This event showcases cutting-edge optoelectronic innovations and comprehensive solutions for the optoelectronics and related applications, providing insights into the latest industry trends and market developments. It also facilitates business negotiations and partnerships between companies and upstream and downstream players in the optoelectronics industry.



WeChat Official Account

In order to help you complete the preparations for exhibition more effectively, please read the precautions and forms in this manual in detail and be sure to abide by the management regulations of this manual. According to the situation of your booth, the relevant forms should be returned to the designated contact person before the deadline. Thanks for your cooperation!

The content of this manual and related forms can be downloaded from the official website of CIOE: www.cioe.cn

Please bring along with this manual during the exhibition for reference anytime.

* Special reminder: It is a professional exhibition, and people under the age of 18 are not allowed to enter.

CIOE EXHIBITOR SERVICE SYSTEM GUIDELINE

CIOE's official website "Exhibitor Service System" is now officially launched. This system is used by exhibitors to apply for exhibitor badges, submit official catalogue and exhibits, apply for non-Shenzhen Pass, and generate exclusive invitation letters. Please visit CIOE official website www.cioe.cn/en and find Exhibitor Service System" to log in and submit the materials before the deadline. (The account name and password will be provided by CIOE Customer Service Department via email and SMS.)

Exhibitor registration process:

Registration location: South entry of Shenzhen World Exhibition and Convention Center, East Side of South Lobby
 Registration requirements: business cards, personal information
 Collect Information: exhibitor badge, exhibition materials, official catalogue gifts
 Method: self-service printing

1. Log in to the system with the registration phone number to obtain the QR code;
2. Self-service printing area: Complete the printing of badges and receive the card set sling;
3. Obtain Exhibitor Kit by QR code

1 Application for exhibitor badge (required items Deadline: August 28, 2026)

According to the security requirements of the Shenzhen World Exhibition and Convention Center, the exhibitor badge must be printed with user information. Exhibitors are required to truthfully fill in the information of onsite staff (name, department, job, mobile phone, email, etc.), so that they can quickly receive the badges and corresponding materials when registering. The number of exhibitor badges provided to each exhibitor is allocated according to the booth area (see table below):

9m²—4 badges;	18m² to 27m²—7 badges;
36m² to 54m²—15 badges;	63m² to 72m²—20 badges;
Above 73m²—25 badges;	

a. Exhibitors log in to the [Exhibitor Service System] before the deadline to submit exhibitor badge information and set the [registered person];

Note: In order to ensure the onsite registration is successfully completed, please fill in the [registered person] information carefully. And update immediately when there's a change.

b. For exceeded badge or who fail to fill in the information through this system, please log into the system by registration for purchasing. After approval, each badge will be charged for 50RMB; In order to avoid waiting in line, all exhibitors are requested to apply online within the required time.

2 Submit the Official Catalogue (required items! Deadline: June 20, 2026)

a. By default, the system retains the official catalogue information submitted last year. So, exhibitors who have submitted materials through this system in 2025, just log in and update the corporate information as required.

b. New exhibitors in 2026 or exhibitors who did not do in 2025, please log in and submit as required.

3 Submit products for exhibition (required items! Deadline: June 20, 2026)

a. Each exhibitor can submit information (up to 5) of onsite products through this system. The product pictures and text information provided by exhibitors must not violate intellectual property rights and related laws and regulations.

b. The materials provided by the exhibitors will be widely used on CIOE official website and APP, official WeChat and Weibo, mass-promotion emails, China Optoelectronics Website and other platforms after adoption. The CIOE Organizing Committee reserves the right to edit and modify.

c. Exhibitors who plan to arrange activities such as business exchanges, technical seminars, media meetings or product launches during the exhibition can also provide brief information through this function, so that the exhibitors' activities can receive more media and live attention.

4 Application for Vehicle Permit of Non-Shenzhen License (Deadline: August 17, 2026)

Non-Shenzhen License vehicles are prohibited from driving in all areas in Shenzhen during rush hours on 07:00-09:00, 17:30-19:30 on weekdays. Vehicles participating in large-scale national or provincial conferences, exhibitions, and other events in Shenzhen may apply for temporary vehicle passes in advance according to the "Regulations for Handling Temporary Passes for Non-Shenzhen Licensed Vehicles".

During CIOE 2026, it is expected lots of nonlocal cars will come to Shenzhen, the organizing committee can negotiate with the Shenzhen Traffic Management Bureau and apply the temporary permits for exhibitors in need.

1. Exhibitors need to fill in the application information truthfully. If the application is not approved due to incorrect information or inconsistent picture format, the applicant shall bear the responsibility.

2. Each enterprise is allowed to apply for a maximum of 5 temporary vehicle licenses.

3. Exhibitors who fail to apply through the system can also apply for themselves through the online Shenzhen Traffic Police <http://szjj.sz.gov.cn/>

5 Truck Pass Permit (Deadline: September 8, 2026)

According to the regulations of Shenzhen Traffic Police Bureau, trucks with a load capacity of 1.5 tons or more are only allowed to enter certain urban roads on 00:00-07:00, 09:30-17:00, 20:00-00:00 with the "Stand Fitting and Move-out Vehicle Permit" issued by Shenzhen Traffic Police Bureau.

Exhibitors in need could contact the Customer Relations Department or related sales manager.

6 E-invitation

Exhibitors could use the exhibitor service system to get an exclusive invitation letter and forward it to their customers just by one click.

Schedule

Special Booth Construction Contractor Registration			
Please refer to the specific time and place notified by the official contractors before the exhibition.			
Exhibitors Registration Schedule			
Raw Space	September 7-8, 2026	9:00-17:30	East Side of South Lobby / South Entrance
Standard Booth	September 8, 2026	9:00-17:30	East Side of South Lobby / South Entrance
Stand Fitting Time			
Raw Space	September 7-8, 2026	9:00-22:00	Each Hall
Standard Booth	September 8, 2026	9:00-22:00	Each Hall
Exhibition Opening Hour			
For Exhibitors	September 9-11, 2026	8:30-17:30	
For Visitors	September 9-10, 2026	9:00-17:00	
	September 11, 2026	9:00-16:30	Visitor registration will close at 16:00 on September 11, 2026
Move-out Time			
Close and Move-out	September 11, 2026	16:30-22:00	

Organizer

CIOE Organizing Committee		Onsite Office	0755-86290901	cioe@cioe.cn
Customer Service	Information and Communication Expo	Demi Zhou	0755- 88242582	Demi.Zhou@cioe.cn
		Katherine Li	0755-88242583	Katherine.Li@cioe.cn
	Precision Optics Expo	Sherry Huang	0755-88242574	Sherry.huang@cioe.cn
		Carina Cai	0755-88242589	Carina.Cai@cioe.cn
	Lasers Technology & Intelligent Manufacturing Expo Infrared Applications Expo Intelligent Sensing Expo Photonics Innovation Expo Display Technology Expo	Mendy Zhang	0755-88242571	Mendy.Zhang@cioe.cn
Project Application Booth and Promotion	Information and Communication Expo	Gooby He	0755-88242532	Gooby.he@cioe.cn
	Precision Optics Expo	Jacky Zhang	0755-88242533	Guoyin.zhang@cioe.cn
	Lasers Technology & Intelligent Manufacturing Expo	Coco Luo	0755-88242482	Coco.Luo@cioe.cn
	Intelligent Sensing Expo Infrared Applications Expo	Eva Zheng	0755-88242530	Eva.zheng@cioe.cn
	Photonics Innovation Expo Display Technology Expo	Teresa Cao	0755-88242570	Teresa.cao@cioe.cn
Forum/ Conference		Cynthia Li	0755-88242566	Cynthia.li@cioe.cn
International Affairs		Cassie Wang	0755-88242552	Cassie.Wang@cioe.cn
Media		Sabrina Hu	0755-88242581	Yiqian.Hu@informa.com

Official Construction Contractors

Hall 1, 3, 5, 7	Shenzhen Jiuding Exhibition Co., Ltd.	Contact for Raw Space Layout Audit: Ms. Ni /Mr.Yang 0755-88601590 13652441966 Email: jiudingmice@163.com	Contact for renting: Ms.Zhou / Ms. Zhu 18929319750/15889425520 Email: 1849333999@qq.com (water,electricity,gas, and exhibition equipment) Pre-rented QQ: 1849333999	Online Booth Design Submission and Renting Application: http://120.24.31.146/esm-jd Technical support (WeChat): 13652441966
Hall 9, 10, 11, 12, 13	GL Event Live (Shenzhen) Co., Ltd.	Contact for Raw Space Layout Audit:Mr.Li 0755-66821098-818 19925211938 Should the above number be unavailable, please contact Mr.Liang 19925215077	Contact for water,electricity and gas: Ms.Yu 0755-66821098-816/18128860497 Contact for exhibition equipment renting: Mr.Guo 0755-81488483-603/ 18188627932	Online Booth Design Submission and Renting Application: https://glzs.369zhan.com/special/CIOE2026 Platform Service Manual: https://www.kancloud.cn/geestu/v002/1071989 Platform Technical Service QQ: 3224763878
Hall 2, 4, 6, 8	Shenzhen Zhongshi Exhibition Co., Ltd.	Contact: Mr.Liu 0755-83209533-8059 19575415820	Contact for water, electricity, gas and exhibition equipment renting: Miss Wang / Miss Liao 0755-83748293/83748459-8078/8015 13302945088/19575415682 EMAIL:kf@zhongshifair.com.cn TEL:400-636-2278	Online Booth Design Submission and Renting Application: http://8.134.59.253/zcy Technical Service: 13302945088/13302945089

Exhibitor Service Contacts

Service	Supplier	Contacts	Tel	Email
Exhibition Center Information	Shenzhen World Exhibition and Convention Center	---	0755-85903007/08	hzyyjj@cmhk.com
Insurance Services	上海一鸣优信保险代理有限公司	Ms. Nancy Lin	(86) 1379 5447 441	nancy.lin@clema-rs.cn
		Ms. Yolanda Duan	(86) 1302 1092 086	yolanda.duan@clema-rs.cn
Hotel / Car Rental / Translation / Etiquette	深圳市捷旅国际会议展览有限公司	Hu Mengbing	18126464213	Reservation Email: service@bestmeeting.net.cn
		Zeng Shunping	17722570869	
		Service Hotline: +86-755-82880090/+86-755-82880055		
Printing Service	Shenzhen Yajiyin Printing and Packaging Co., Ltd	Liu Zaiwei	18922802951	93500735@qq.com
Etiquette Services	深圳市广世科技有限公司	Baiyang	13543964813	3452651041@gq.com
Courier Delivery Service	SF Express Deppon Express KYE	/	TEL:0755-85903133	Orders can be placed through the mini program of Shenzhen World Exhibition and Convention Center
Warehouse and Storage Service	APT Showfreight Shanghai Co.,Ltd. Shenzhen Branch	Zhiyong Ma	0755-8282 1364	Michael.ma@aptshowfreight.com
Official Oversea Freight Forwarder		Xue Yong	0755-82824434	jacky.xue@aptshowfreight.com
Official Oversea Freight Forwarder	JES Logistics Ltd	Oversea: Jerry Kan	852-25636645	jerry@jes.com.hk
		Domestic: Chen Xingyou	020-83559738	you@jes.com.hk

STAND FITTING

1. Timetable

Booth Contractors Registration Schedule:

Please refer to the specific time and place notified by the official contractors before the exhibition.

Exhibitor Registration Schedule

Raw Space: 09:00-17:30, September 7-8, 2026 Standard Booth: 09:00-17:30, September 8, 2026

Registration location: East side of the South Lobby / South Entrance, Shenzhen World Exhibition and Convention Center

Stand Fitting Time:

Raw Space: 09:00-22:00, September 7-8, 2026 Standard Booth: 09:00-22:00, September 8, 2026

Electricity, water and compressed air supply time during the exhibition:

It will be available after 14:00 on September 8, 2026. If you have special needs, please go to the home service counter of the exhibitor service office to apply for the exhibition power or compressed air overdue use.

2. Construction and Fire Safety Regulations (Must Read)

- » Exhibitors with standard booths of 18m² or larger who wish to upgrade to customized booths must comply with the Green Booth Initiative requirements in Appendix 2 of this manual. They shall complete Form 3 "Standard-to-Custom Booth Application (18m²)" and submit it to the official contractor before August 1, 2026. Subsequent procedures include submitting booth designs per upgrade regulations, completing on-site construction registration, and paying relevant fees.
- » Height requirements: **Maximum height for single layer raw space is 4.5 meters. Double-decker booth construction and ceiling are not acceptable.** On-site safety officers will take escalating enforcement actions upon detecting safety violations, including verbal warnings, issuance of written rectification notices, and suspension of construction with power cutoff (applied to booths refusing to sign notices or failing to correct after two notices), with cases reported to fire authorities; all resulting safety incidents and liabilities shall be borne by the violator, and serious cases will result in disqualification from future exhibition construction.
 - Exhibitors and contractors must obey the above regulations and be obliged to actively cooperate with the organizer and the staff to do all the fire safety work during the exhibition.
 - Exhibitors and contractors are not allowed to bring flammable, explosive and dangerous items (such as gasoline, diesel, gas cylinders, oxygen tanks, etc.) to participate in the exhibition. For special needs, it must be applied to the organizer and the exhibition venue in advance. Only after reporting to the public security and fire protection authority and requiring approval would the mentioned special cases be allowed. Otherwise, the exhibitor shall take full responsibility for all consequences caused.
 - Each exhibitor is responsible for the fire safety of their booths, and has the right and obligation to stop violations of fire safety management regulations within the responsibility area.
 - Exhibitors are strictly prohibited from placing exhibits outside the booth area or occupying aisles when they participate in the exhibition, so as not to cause blocking public fire passages or access.
 - The booth design must take into account the view of the side booth and the audience. All booth design must be strictly follow the opening form of the plane position. For booth perimeter areas facing aisles with heights of 2.5 meters or below, fully enclosed structures are prohibited, and at least 1/2 part must be retained as open designs. (See Figure 1)
 - If the height of the backboard between near booths (including special booths and standard booths) is within the height limit but it is not in same, exposed structural elements are not allowed and must be covered with clean white material. (See Figure 2)
 - Exhibitors requiring booth construction must assign dedicated personnel to supervise contractors in implementing all fire safety measures during the build-up process. The construction and dismantling of the booth must be carried out by professionals and contractors with construction qualifications, business licenses and operated by professionals with corresponding qualification certificates. All exhibitors should obligately accept the supervision, inspection and management of the organizer.
 - For more on-site construction safety management regulations, please refer to: Appendix III - On-site Construction Safety Management Regulations

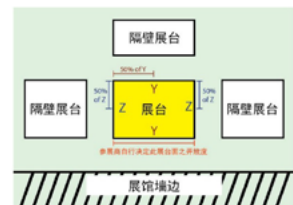


Figure 1



Figure 2

3. Onsite Services

- » The onsite information desk is in charge of consultation, reception, supervision and will provide the following services:
 - Examination and approval of construction permits.
 - Copy of insurance coverage.
 - Approval of overtime work applications.
 - Approval of water and electricity supply and facility installation.
 - Fire safety consultation.
 - Booth deposits.
 - Charge service.
- » For furniture rental items, please refer to official construction contractor information.

4. Stand-fitting Overtime Applications

- » During the construction period, if the contractors need to work overtime, they should apply at the main contractor's service desk before 14:00; Late applications for overtime work will incur a 30% surcharge. No overtime application will be accepted after 16:30 of the day; Overtime will be counted after the hall closes.

EXHIBITION

1. Timetable

» Exhibitor:	September 9-11, 2026	08: 30-17: 30	
» Visitor:	September 9-10, 2026	09: 00-17: 00	September 11, 2026 09: 00-16: 30

2. Move-in and Move-out Management of Exhibits and Materials

- » All exhibits and materials must be examined by security guards during the move-in and move-out periods. During booth construction and exhibition periods, exhibits are allowed for entry only (no removal permitted). Any exhibits that need to be moved out must bear the organizer's "Exhibits Move-out Permit" label with signature. Exhibitors shall assign special personnel to attend the booth to ensure the exhibits' security during the move-in, exhibition, and move-out period.

3. Booth Management

- » The exhibitor shall not transfer, rent, or sell the booth to others. Inconsistency between the booth applicant and the booth user is considered illegal. It includes:
 - The transfer of the booth to other companies in the name of the joint venture.
 - The transfer or lending of the booth to other companies.
 - Exchanging booths without permission.
 - Other illegal activities.
- » During the exhibition, there should be one assigned person responsible for the booth. The person shall be the official staff or business representative of the company and stick to his post. Also, he is obligated for reporting the booth status to the organizer.
- » **Goods transaction on location is not permitted.**
- » Exhibits may not be removed from the booth or exhibition venue once the exhibition has been officially opened unless special permission has been given by the organizing committee. No booth or exhibits shall be dismantled before the official closing time on the last day of the exhibition.
- » Violations of these rules will have the following consequences:
 - Gains acquired illegally through transferring or renting (selling) booths will be confiscated.
 - Serious violations will result in the disqualification from the exhibition, the booth rental fee won't be refunded.

4. Management of Exhibits and Promotional Materials

- » Exhibits

The following exhibits are considered illegal and shall not be displayed. The exhibitors shall take full responsibility.

 - Bringing exhibits that fall outside the approved exhibition product scope or are irrelevant to the exhibition theme is strictly forbidden.
 - Exhibits that cannot be attributed properly.
 - Other illegal exhibits.
 - Exhibitors shall adhere to the rules regarding the Protection of Intellectual Property Rights to ensure that the exhibited technologies and exhibits are legal and shall perform self-protection of intellectual property rights. For details, please refer to the Exhibitor Manual, Appendix I "Intellectual Property Protection Regulations".
- » Management of Promotional Materials
 - All promotional materials brought by exhibitors must be distributed exclusively within their own booths. Distribution in other exhibitors' booths or aisles is prohibited. Additionally, placing flower baskets or any form of promotional displays in the aisles is not permitted.
 - Contents and texts of promotional materials must comply with the relevant laws. Exhibitors shall take full responsibility for the authenticity and legitimacy of the promotional materials.
 - Distributing promotional materials on behalf of third parties is strictly prohibited. The distributor shall bear joint liability for any disputes arising from such actions.

5. Security

- » The organizing committee will try to secure booths and exhibits. However, the organizer shall not be liable for any injuries to persons or the loss or damage of exhibits.
- » Exhibitors shall assign special personnel responsible for security issues. These issues include security work, development of security measures, security education, training, and management, and enhancing the awareness of security issues.
- » All exhibitors shall abide by the rules and regulations of the exhibition to maintain the order of the exhibition. Exhibitors must not participate in illegal activities such as the Falun Gong cult and shall enhance the awareness of security to prevent accidents.
- » All personnel must carry the relevant badges and cooperate with the security guards. Badges are not transferable. Taking persons without badges into the exhibition hall is not permitted. Violators will be subject to penalties.
- » Exhibitors must take all measures to prevent fires, strictly abide by the electricity safety regulations of the exhibition, adhere to fire safety rules, and enhance the fire safety awareness of their staff. The personnel responsible for fireproof materials of the booth shall strictly implement the responsibility system for the prevention of fires and enhance the inspection management. Security problems should be reported immediately to the staff or the responsible personnel.
- » Exhibitors should consciously protect the fire equipment and facilities to ensure the integrity and proper functioning of fire safety facilities. Fire hydrants and fire-fighting equipment shall be placed one meter away from any items. Fire-fighting equipment must not be blocked, seized, occupied, or damaged. Booths must not have any kind of ceiling to ensure that the fire alarm system and the automatic fire-fighting system can function properly.
- » At closing time, exhibitors should actively cooperate with the security staff to do the clearance work diligently, which includes removing flammable

debris, kindling, and other hidden dangerous materials, shutting down the booth's power supply, storing valuables, and closing windows.

- » Before closing, valuable samples must be stored in display cases, safes, or be taken other secure protective measures. During opening and closing hours, the quantity should be checked, and dedicated personnel must be responsible for supervision and management. Exhibitors must arrive on time and are not permitted to leave early to ensure the safety of exhibition samples.

Note: Since the exhibition will be attended by many visitors, exhibitors should watch over their personal valuables (such as purses, laptops, cameras, mobile phones, etc.). Especially during business negotiations, a person should be assigned to look after valuables. The organizer shall not be responsible for any losses.

6. Food services

- » Dining is prohibited in the booths or in public;
- » All personnel are strictly prohibited to bring any odorous food such as takeaway, lunch boxes, instant noodles into the exhibition hall. Dining is prohibited in the booths and aisles. Please eat in the dining area of Shenzhen World Exhibition and Convention Center.

7. Management of Vehicles and Traffic Lanes

- » During the exhibition, all vehicles must move in and move out in accordance with the "Vehicle Permit" issued by the Shenzhen Traffic Police Bureau and follow the instructions of the onsite traffic staff and traffic wardens when driving and parking.
- » The trucks, which are permitted to enter the exhibition halls, must adhere to the transportation signs and guidance signs, and follow the instructions of the onsite staff.

8. Booth Cleaning

- » The exhibition center will take charge of the cleaning of the standard booths during and after the exhibition. The cleaning of raw space must be performed by the exhibitor. During the exhibition, the exhibitor must keep the booth tidy and put any waste into the specified dustbins. The exhibition center will take charge of the removal and transportation of the waste.
- » Exhibitors are responsible for arranging the disposal of all packaging materials, cartons, empty boxes, shipping crates, and construction waste, and shall bear all associated costs.

9. Insurance, Liability, and Risks

- » To protect the interests of exhibition contractors and their staff, and to mitigate financial burdens in case of accidents, all contractors are required to purchase exhibition liability insurance. For details, please refer to the official designated service provider (Insurance Services).

10. Control of Noise Level

- » Noise levels must not annoy other exhibitors or visitors.
- » Sound levels produced by audio equipment may not exceed 70db.
- » Exhibitors violating these rules frequently will be prosecuted by the organizing committee.

11. Penalties for Counterfeits, Inferior Products, and Arbitrary Demurrage

To protect the legitimate rights and interests of both exhibitors and visitors and to protect the image of the CIOE, the marketing of counterfeits and inferior products as well as arbitrary demurrage are forbidden. (The identification of counterfeits and inferior products is subject to the relevant rules of national legislation.)

- » Exhibition items that are inconsistent with the declared exhibition will be removed or confiscated. This will be recorded as a condition influencing the admission to subsequent shows.
- » The booth renter, the seller, and individuals shall take full responsibility for the consequences arising therefrom.

12. Special Instructions for Foreign Exhibitors

- » Government Law
Exhibitors are required to observe and abide by all the laws of the P.R. China.
- » Visa application
 - Exhibitors must ensure that they abide by all visa and health requirements of the countries they intend to depart for. The organizer can provide assistance service.
 - The fact that the exhibitor was not successful in obtaining his visa shall not constitute a basis for the cancellation of the contract.
- » Customs Clearance
Exhibition halls are regarded as bonded areas. All items in the exhibition hall are tax-free, but no items can be taken out of the exhibition hall without the permission of customs. In addition, exhibitors should also pay attention to the following matters:
 - They must contact the official freight forwarder to fulfill the formalities for the exhibits' customs clearance.
 - For hand-carried goods, exhibitors must inform the official freight forwarder for customs declaration/clearance in order to be allowed to move the goods into or out of the exhibition hall.
 - All promotional materials – such as printed matters, business cards, demonstration materials, and gifts – must be inspected by customs in advance; otherwise they may not be taken into the exhibition hall.
 - Please keep all receipts issued by customs as the official freight forwarder will need these receipts to pick up the exhibits.
 - Giveaway and souvenir items are permitted but are subjected to import duty. Exhibitors must submit the packing list with quantities and prices to the customs office via the official freight forwarder before distribution.

- The selling of exhibits after the exhibition shall be subject to the law of the P.R. China.

13. Dangerous Materials and Air Compressors

- » No open lights and lamps or inflammable and explosive gases may be used in the exhibition hall.
- » Exhibitors are required to declare details of any inflammable, explosive, and radioactive article to the official freight forwarder when supplying the exhibits list in order to facilitate safety inspection by local authorities and to enable to take appropriate protective measures.
- » For fire and safety reasons, necessary inflammable liquids are permitted only after declaration.
- » No air compressor is permitted to bring by exhibitors. For detailed requirements, please refer to the "Main Contractor" section of this manual.

14. Other regulations

- » Law: Exhibitors are required to observe and abide by all the laws of the P.R. China.
- » Promotional Materials Censorship: All promotional materials (including demonstration materials and samples), such as printed matters, films, videocassettes, and slides to be shown to the public during the exhibition must be pre-censored by the Contents such as Taiwan independence, Falun Gong, and other content that violates the laws of the People's Republic of China shall not appear in the exhibition publicity.
- » During the exhibition, exhibitors shall bear full responsibility for all displayed promotional materials, including but not limited to booth graphics, and printed/digital content. Any content that infringes intellectual property rights or violates advertising laws and regulations is strictly prohibited. In the event of any intellectual property infringement or violation of laws and regulations, the exhibitor shall assume full responsibility for all resulting consequences. The Organizing Committee explicitly disclaims all liability for such occurrences. If a booth design or promotional material includes a map of China, it must strictly comply with the laws and regulations of the People's Republic of China. Non-compliant cases will be handled per directives from relevant government authorities.
- » When displaying or using maps of China in booth designs or on-site promotional materials, all exhibitors must strictly comply with the relevant laws and regulations of the People's Republic of China. Any violations will be dealt with seriously in accordance with directives from relevant government authorities.

To ensure proper usage, please note the following guidelines:

1. Categories of Map Usage and Review Requirements

Standard Maps: When using standard maps directly, the map approval number must be clearly indicated. If editing (EPS format) or modifying the map is required, the revised version must be submitted to the Ministry of Natural Resources of the PRC for review before public use.

Self-made Maps: Maps generated using self-service mapping tools must also be submitted to the Ministry of Natural Resources of the PRC for review prior to public use. Unauthorized use of unreviewed self-made maps is strictly prohibited.

Map Review Administrative License Application & Processing: Please apply online for the "Map Review" administrative license service via the People's Government of Guangdong Province Website (<https://www.gdzwfw.gov.cn/>).

2. Sources for Obtaining Standard Maps Standard maps are available for free viewing and download on the official website of the Ministry of Natural Resources of the People's Republic of China: <http://bzdt.ch.mnr.gov.cn/>.

All standard maps come with an official map approval number and it is strongly recommended to bring a copy of the approved map to the exhibition site for potential verification by authorities.

3. Exhibition Display Regulations All maps displayed during the exhibition must clearly indicate the official map approval number issued by the Ministry of Natural Resources of PRC. The display of any maps without approval number or official review is forbidden at the exhibition venue.

MOVE-OUT SCHEDULE

1. Timetable

Exhibitors shall arrange for the move-out in order in September 11, and will withdraw raw space from the exhibition hall. Time arrangements are as follows:

- » Visitor:
 - 16:00 Registration Closed for Visitors
 - 16:30 Exhibition closes, visitor leaving
- » Exhibitors, Contractors, and Official Builders:
 - 15:30 The working staff of the organizing committee will start to distribute the "move-out permit" to each stand.
 - 16:30 The supply of water and electricity will be stopped. The exhibitor returns the leased equipment and applies for the deposit.
 - 18:00 Start to dismantle booths.

2. Move-out Regulations

- » The exhibition closes at 16:30 on September 11. No exhibitors are permitted to pack exhibits or dismantle booths for any reason before the official exhibition closing, any exhibitors in violation will have to pay RMB 5,000 compensation to the organizing committee and will not be allowed to participate in any CIOE events or activities.
- » After the exhibition closed, exhibitors and contractors must do the booth cleaning work accordingly.
- » The move-out permit must be presented during the move-out period.
- » Please take good care of the facilities in the exhibition hall, any damages of these facilities will be charged according to the cost.
- » The principle of "who builds, who moves out" shall be implemented for the demolition of booths. Booths are dismantled and loaded, and it is forbidden to use rickshaws to clear the booth garbage out of the hall.
- » The principle of "who makes, who cleans" shall be implemented for the raw space cleaning. It is strictly forbidden to dispose of booth garbage in any area within the red line of the exhibition hall, otherwise the main contractor will punish the contractor according to the deposit deduction standard.
- » In order to ensure the city appearance and surroundings of the exhibition hall, it is strictly forbidden to throw away the garbage of the booth in the municipal area outside the red line of the exhibition hall.

3. Move-out Service

- » Refunding of deposits
 - Exhibitors must ensure the safe installation, exhibition operation, and complete dismantling of their booths, with all areas thoroughly cleaned. Upon completion, they are required to obtain and submit the "Custom Booth Materials Cleanliness Confirmation Form" onsite for verification. Only after receiving official approval on this form can the security deposit refund process be initiated at the organizer's designated office.
 - The deposit of wire transfer will be returned to the original account within 20 work days after the exhibition. Only business-to-business transfer is allowed. (Applicable to Hall 1-Hall 8)
 - Offline / Online Payment (WeChat / Alipay) / Onsite Debit Card / Transfer / Onsite Cash Payment: refund will be made to the original account within 15-30 working days through online bank.
 - Onsite pre-authorization form: The amount will be frozen first and be automatically unfrozen within 30 days. Please consult the card-issuing bank if it doesn't unfreeze in due time. (Applicable to Hall 9-Hall 13)
- » Return Shipment of Exhibits
 - Please consult each designated freight forwarder.

INSURANCE SERVICE

To cover the liability risk to any exhibitor and its respective appointed contractor arising from the use or construction of each raw space during move-in days, each raw space exhibitor or its contractor is requested to purchase insurance in accordance with the requirements before getting the admission of processing its application such as getting booth design approval, ordering electricity and settling hall management fees and etc.

Raw space exhibitors and constructors are obliged to provide valid and adequate insurance policies in accordance with the insurance requirements of the organizer. If any insurance policy is found to be forged, amended without authorization, or there is no valid insurance policy, the organizer has the right to deny entry for construction, blacklist the involved company within the group, and prohibit it from participating in other exhibition activities held by the group.

Plan A

- » 1. All raw space contractors, exhibitors should be the insured under such liability insurance policy.
- » 2. The liability insurance policy of each raw space exhibitor should cover the following parts: The indemnity limit for any one accident and in aggregate for each booth should be no less than RMB10,000,000. And the aggregate limit should not be less than RMB15,000,000 (including RMB15,000,000).
 - 2.1 Loss of buildings in the exhibition venue, fixed equipment, the ground and the foundation in the exhibition area. Aggregate compensation limit shall be no less than RMB3,000,000;
 - 2.2 Onsite employees' bodily injuries compensation, including but not limited to pension and medical expenses. Compensation limit for each accident is RMB4,000,000; Aggregate limit is RMB4,000,000; Compensation limit per person per accident is RMB2,000,000.;
 - 2.3 Bodily injury of a third party onsite, resulting in pensions, medical expenses and other related expenses. Compensation limit for each accident is RMB4,000,000; Aggregate limit is RMB4,000,000; Compensation limit per person per accident is RMB2,000,000.
- » Deductible: Nil

Plan B

- » 1. All raw space contractors, exhibitors should be the insured under such liability insurance policy.
- » 2. The liability insurance policy of each raw space exhibitor should cover the following parts: The indemnity limit for any one accident and in aggregate for each booth should be no less than RMB150,000,000.
 - 2.1 Loss of buildings in the exhibition venue, fixed equipment, the ground and the foundation in the exhibition area. Aggregate compensation limit shall be no less than RMB3,000,000;
 - 2.2 Onsite employees' bodily injuries compensation, including but not limited to pension and medical expenses. Aggregate compensation limit shall be no less than RMB6,000,000; and the maximum compensation per person shall be no less than RMB2,000,000;
 - 2.3 Bodily injury of a third party onsite, resulting in pensions, medical expenses and other related expenses. Aggregate compensation limit shall be no less than RMB6,000,000; and the maximum compensation per person shall be no less than RMB2,000,000;
- » Deductible: Nil

Premium Table (for each booth)

Booth Space	Premium	Plan
booth spaces ≤ 50m ²	RMB150	A
50 m ² < booth spaces ≤ 100m ²	RMB400	A
100 m ² < booth spaces ≤ 200m ²	RMB500	B
200 m ² < booth spaces ≤ 300m ²	RMB800	B
booth space > 300m ²	RMB1000	B

3, 上海一鸣优信保险代理有限公司 is the officially appointed insurance intermediary and Generali is the insurer. Pls. log in the website <https://informa.general-china.cn> or Scan wechat QR Code.



to apply the insurance before XXXXX to ensure the contractor can complete the related procedure before move-in.

Should you have any questions on insurance related, pls. contact Ms. Kefu or Ms. Nancy Lin or Ms. Yolanda Duan for enquiry. The contact details are as below.

Specialist
M: 1801 6358 139
E: zhanhuikifu2022@163.com

Ms. Nancy Lin
M: 1379 5447 441
E: nancy.lin@clema-rs.cn

Ms. Yolanda Duan
M: 1302 1092 086
E: yolanda.duan@clema-rs.cn

HOTEL SERVICE

JLBEST Meeting is a commercial travel agency which provides professional travel management services to the exhibition industry. JLBEST Meeting regularly handles hotel bookings, air-ticket bookings and travel or the conference and exhibition industry.

Service Hotline①: +86-755-8288 0090

Service Hotline②: +86-755-8288 0055

Contact Person: Miss Hu/Miss Zeng/Mr.Li

Mobile phone NO.:+86-181 2646 4213/+86-177 2257 0869/+86-137 9834 6652

Website:<http://www.miceclouds.com/en/bookingquery.htm?id=2881>

Email: service@bestmeeting.net.cn

1. Hotel Recommendation

Hotel Grade	Hotel Name	Room Type	Room Rate	Breakfast	Hotel Address	Distance to SZ World	Metro Station	Ride to ShenZhen World	Free Bus
3 Stars	Bay Area ICC International Hotel	Business King Room	450	two breakfasts	Block A Building 6, Zhonggang Plaza, Expo Bay, Zhanjing Road, Bao'an District, Shenzhen	300M	Convention & Exhibition City Station Exit B	3 mins walk	Yes
		Business King Room	450	two breakfasts					
5 Stars	InterContinental Shenzhen World Exhibition & Convention Center	Deluxe King Room	1100	One breakfast	Room 101, Building 7, Phase II, Huizhanwan Dongcheng Plaza, No. 93 Fuyuan 2nd Road, Bao'an District, Shenzhen	800M	Shenzhen World North Station	15 mins Walk	Yes
		Deluxe Twin Room	1200	two breakfasts					
5 Stars	Hilton Shenzhen World Exhibition & Convention Center	Superior King Room	1100	One breakfast	No. 80, Zhanfeng Road, Bao'an District, Shenzhen	300M	Shenzhen World North Station	10 mins Walk	Yes
		Superior Twin Room	1200	two breakfasts					
5 Stars	Crowne Plaza Shenzhen World Exhibition and Convention Center	Superior King Room	1100	One breakfast	No. 8, Zhanyun Road, Bao'an District, Shenzhen	400M	Shenzhen World South Station	3 mins Drive	Yes
		Superior Twin Room	1200	two breakfasts					
5 Stars	Courtyard Inn Shenzhen Tongtai	Deluxe King Room	800	one breakfast	Building 1, Tongtai Times Center, No. 6259, Baoan Avenue, Qiaotou Community, Fuyong Town, Bao'an District	5.3KM	Fuyong Station	15 mins Drive	Yes
		Deluxe Twin Room	850	two breakfasts					
4 stars	Hilton Garden Inn Hotel Shenzhen World Convention and Exhibition Center	Superior King Room	800	one breakfast	No. 85, Zhanjing Road, Bao'an District, Shenzhen	300M	Shenzhen World North Station	3 mins Drive	Yes
		Superior Twin Room	800	two breakfasts					
4 Stars	DeRucci Hotel (Shenzhen International Convention and Exhibition Center Subway Station)	King Room	680	two breakfasts	Building B3, B4, B5, Lianhe Industrial Park, Second Fuyuan Road, Zhancheng Community	960M	Shenzhen World North Station	6 mins Drive	Yes
		Twin Room	680	two breakfasts					
4 stars	Howard Johnson Royal Hotel Shenzhen	Deluxe King Room	580	two breakfasts	Building 2, Pengzhanhui, No. 233 Zhongxin Road, Xinqiao Community, Bao'an District, Shenzhen	11KM	Houting Station	25 mins Drive	
		Deluxe Twin Room	580	two breakfasts					
5 stars	Grand Skylight International Hotel Haoyue	Superior King Room	580	two breakfasts	Shenzhen Shajing Street Democracy Avenue and Jincheng Road West Interchange	5.2KM	/	18 mins Drive	Yes
		Superior Twin Room	580	two breakfasts					
4 stars	Hampton by Hilton Shenzhen Bao'an stadium	Superior King Room	558	two breakfasts	1st Floor, Hengfang Technology Building, No. 4008 Xinhua Road, Yongfeng Community, Xixiang Subdistrict, Bao'an District, Shenzhen	22KM	Xixiang Station	23 mins Drive	Yes
		Superior Twin Room	558	two breakfasts					

4 stars	Grand Skylight Yue Hotel (Shenzhen International Convention and Exhibition Center)	Superior King Room	538	two breakfasts	1st Floor, 7th-11th Floors, Haosan Business Building, Minzhu Avenue, Minzhu Community, Shajing Subdistrict, Bao'an District, Shenzhen	5.2KM	/	18 mins Drive	Yes
		Superior Twin Room	538	two breakfasts					
4stars	Shenzhen Deking Convention & Exhibition International Hotel	Deluxe King Room	528	two breakfasts	No.38, Fuyuan 1st Road, Fuhai Street, Shenzhen	1.5KM	Fuhai West Station	8 mins Drive	Yes
		Deluxe Twin Room	528	two breakfasts					
4 stars	Venus Royal Hotel (Shenzhen International Convention and Exhibition Center Shajing Store)	King Room	528	two breakfasts	2072 Jincheng Road, Bao'an District, Shenzhen	5.2KM	/	15 mins Drive	Yes
		Twin Room	528	two breakfasts					
4 stars	Venus Royal Hotel (Shenzhen International Convention and Exhibition Center)	Deluxe King Room	528	two breakfasts	No. 118 Shajing Road, Shajing Subdistrict, Shajing Town, Bao'an District, Shenzhen	7KM	/	20 mins Drive	
		Deluxe Twin Room	528	two breakfasts					
4 stars	Vienna International Hotel (Shenzhen Fuyong Convention and Exhibition Center)	Deluxe King Room	480	two breakfasts	No. 254, Yongfu Road, Fuyong Tangwei, Baoan District, Shenzhen	3.6KM	/	14 mins Drive	Yes
		Deluxe Twin Room	480	two breakfasts					
3 stars	City Celebrity Apartment (Convention Dongcheng Branch)	King Room	468	two breakfasts	Lobby, 1st Floor, Unit 7, Dongcheng Square, Exhibition Bay, Bao'an District, Shenzhen	850M	Shenzhen World North Station	8 mins Drive	Yes
		Twin Room	468	two breakfasts					
3 stars	Shenzhen Deking Garden Hotel	Deluxe King Room	468	two breakfasts	315-5 Qiao He Road, Bao'an District, Shenzhen	1.5KM	Exit A of Fuhai West Station	8 mins Drive	Yes
		Deluxe Twin Room	468	two breakfasts					
3stars	Weiyasi Executive Apartment(Shenzhen World Exhibition & Convention Center)	King Room	450	two breakfasts	Vias Service Center, 1st Floor, Apartment Building 2, China-Hong Kong Plaza, Exhibition Bay, Intersection of Zhanjing Road and Baichuan Road, Bao'an District, Shenzhen	400M	Exit A of Shenzhen World North Station	5 mins Drive	Yes
		Twin Room	450	two breakfasts					
3stars	Langyue Hotel (Shenzhen World Exhibition & Convention Center Fuhai West Subway Station)	Delightful Queen Room	398	two breakfasts	111, building C 2, zone C, Fuyuan road, Bao'an District, Shenzhen	1.4 KM	Exit D of Fuhai West Station	8mins Drive	Yes
		Delightful Twin Room	398	two breakfasts					
4stars	MEHOOD LESTIE Hotel (Bao'an International Convention and Exhibition Center Shajing Branch)	Delicate King Room	388	two breakfasts	1st Floor, Tower B, Building 2, Sihai Yunchuang Building, Shasong Road, Shajing Subdistrict, Bao'an District, Shenzhen	10KM	Exit A of Houting Station	25 mins Drive	Yes
		Delicate Twin Room	388	two breakfasts					
4stars	Shenzhen Deking Xinhao International Hotel	Deluxe King Room	368	two breakfasts	No. 31, Haoye Road, Bao'an District, Shenzhen	3.5 KM	Exit A of Qiaotou West Station	15 mins Drive	Yes
		Deluxe Twin Room	368	two breakfasts					

Note:

1. All rates are net inclusive of 15% service charge and tax per room (single or double) per night, and including the fee of shuttle bus from the hotel to the convention center. The all charges will be settled in RMB currency.
2. All reservation need to pay room rate in advance or provide credit card information to guarantee. Rooms without advance payment will not be reserved.
3. please contact the official travel agency for the other hotel or further information.

2. Car Service:

① Airport Transfer and Shuttle Bus:

Schedule	Vehicle model	Price(RMB)
Shenzhen Bao`an International Airport -Hotel in Bao`an District	Buick GL8	450/one trip
	22 Seats minibus	650/one trip
	45 Seats bus	850/one trip
	53 Seats bus	950/one trip
Hotel in Bao`an District-Shenzhen World Convention and Exhibition Center	45 Seats bus (Round Trip)	1200/round trip
	53 Seats bus (Round Trip)	1300/round trip
All-day vehicles in Shenzhen city (within 10 hours and 100 kilometers, excluding roads, bridges and parking fees)	Buick GL8	1000/day
	45 Seats bus	1400/day
The above quotation includes the highway and driver cost ,15% service charge and tax,not including the parking fee. The driver can wait free 30 minutes for you ,Buick GL8 overtime will be charge by RMB100/hour.45-53 Seats bus overtime will be charge by RMB150/hour.Over kilometers will be charge by RMB10/KM. The airport name banner is RMB50. The above quotation is normal price,the final All the prices is charged by our final confirmation of actual schedule.		

3. Flowers and Plants

According to the needs of guests, we can provide flowers and plants services during the exhibition, whether it is booth decoration or personalized modeling design, we can provide you with customized solutions.

<input type="checkbox"/> Hand tied bouquet (150RMB)	<input type="checkbox"/> Podium flower/Taber flower (350RMB)
<input type="checkbox"/> A basket of flowers (350RMB)	<input type="checkbox"/> Plants (50RMB)

4. Other service

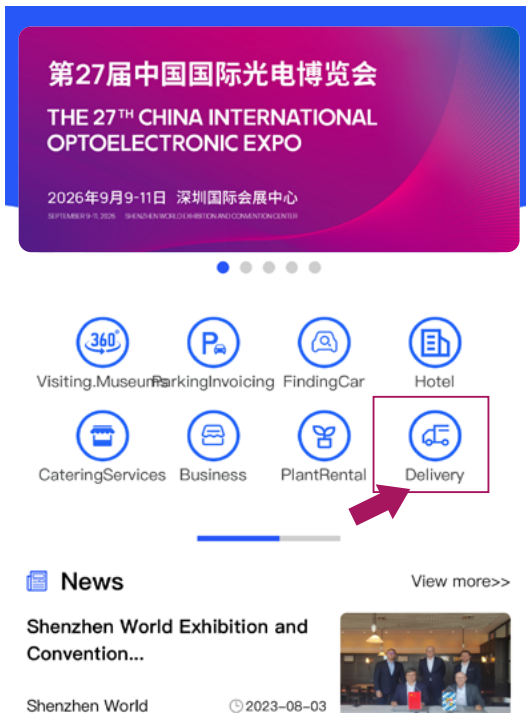
<input type="checkbox"/> Basic English interpretation (8 hours per person per day from 800 yuan)	<input type="checkbox"/> Flowers (from 150 yuan per basin)	<input type="checkbox"/> Photographers 2000 yuan / machine
<input type="checkbox"/> Booth staff (8 hours per person per day from 300 yuan)	<input type="checkbox"/> Banners (from each 150 yuan)	<input type="checkbox"/> Cameraman 2000 yuan / machine
<input type="checkbox"/> Miss Common Etiquette (8 hours per person per day from 550 yuan)	<input type="checkbox"/> Roll up banner(from each 180 yuan)	<input type="checkbox"/> Stenographer 1600 yuan / person

DELIVERY SERVICE

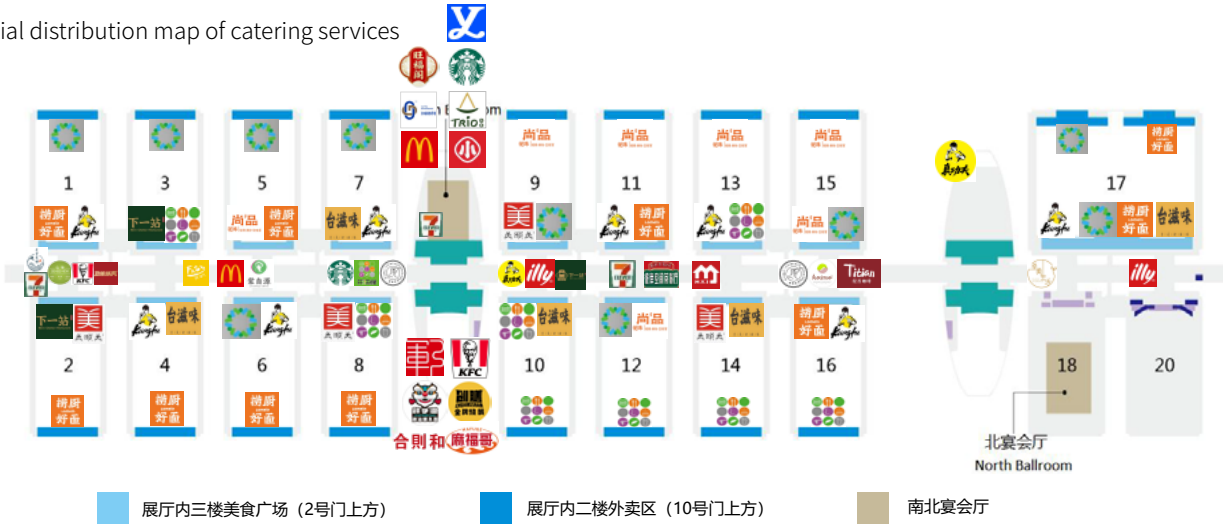
Express service: KYE SF EXPRESS ANE

Scan the Shenzhen World Exhibition and Convention Center mini Apps to place an order

Shenzhen World Exhibition and Convention Center Service Supervisor tel: 0755-85903007/08



Partial distribution map of catering services



WAREHOUSE, MOVE IN AND MOVE OUT AND STORAGE SERVICE

- » Entrusted by the organizer, APT showfreight Ltd undertakes the exhibit transportation business of China International Optoelectronic Exposition 2026, handles the matter of exhibit transportation and related documents, and provides on-site handling and hoisting services of exhibits. Exhibitors are not allowed to use (tail truck), crane, forklift and hydraulic truck in the exhibition area. To ensure the smooth running of the exhibition, exhibitors are requested to make arrangements in accordance with the relevant provisions of this guide to avoid delay and additional costs.
- » Please note: for any individual exhibit (including the packing case) is greater than or equal to 5,000 kg, or/and (length) 5m x(width) 2.1m x(height) 2.4m per package/unit, please provide the detailed measurement and weight, and confirm with us the time, date of the exhibits' arrival at the exhibition hall and relevant operating procedures before 28th August 2026.

Contact person: Ma Zhiyong

Tel: 0755-82821364/ 13632516511(Wechat account)

Exhibits collection and storage				
Item	Unit	Price	Service content and specification	
Exhibits collection	bill	¥100.00/bill	When exhibitors entrust APT to collect exhibits on behalf.	
From APT warehouse to exhibition stand	m ³	¥180.00/m ³	Unloading fee will be charged for collected exhibits, and send the exhibits to the booth by APT warehouse the minimum volume is 1m ³	
Storage and handling fee of empty cases	Empty case handing	¥40.00/m ³	The minimum volume of empty cases for storage and handling are 1 m ³ Picking up empty boxes at the booth and returning them to the booth are calculated at 80/m ³	
	Storage of empty case	¥20.00/m ³ /Day		
Exhibits collection and transportation service by the end of exhibition	bill	Charges are applicable when happened	APT service charge ¥100.00 per bill.	
<p>1. As the collecting agency of the exhibitor, APT showfreight Ltd will not be responsible for the damage or loss of exhibits during the long-distance transportation.</p> <p>2. APT showfreight Ltd is only responsible for collecting goods at the warehouse door. The shipping expenses should be paid by the exhibitor to the logistic company when the goods are shipped. APT showfreight Ltd will not pay the shipping fee on behalf of the exhibitor.</p> <p>3. The collection service will be closed one day before the exhibition, and the service will not be available during the move-in period and exhibition period.</p> <p>4. For exhibits delivered to the APT showfreight Ltd warehouse, please indicate the following information on the package of the exhibits: Exhibition name, exhibitor booth number, contact person, phone number, size and weight of the exhibit.</p>				
Move-in and move-out of domestic exhibits				
No.	Item	Unit	Price	Service content and specification
1	Move-in and move-out operation	m ³	¥120.00/m ³	Include forklift unloading, first-time placement, uncrating, disassembling the base, handling and storage of empty crates, loading (cranes not included); the minimum volume is 1 m ³ ;
2	Empty case handing fee	m ³	¥40.00/m ³	Picking up empty boxes at the booth and returning them to the booth are calculated at 80/m ³
3	Storage of empty case	m ³	¥20.00/m ³ /Day	The minimum volume of empty cases for storage are 1 m ³
4	Over-limit surcharge	<p>1.For exhibits of 5 tons or above, ¥200.00 /Ton will be surcharged based on Term No. 1 (i.e. ¥ 200/ Ton surcharged for both entrance and move-out, no crane fee charged).</p> <p>2.For over-limit exhibits, if a single piece of equipment exceeds 5 meters in length, 2.1 meters in width, or 2.4 meters in height, 30% over-limit fee will be charged. Please make an appointment by phone or mail one week ahead.</p> <p>3.For over-limit exhibits arrived directly may need to wait, without prior contact, APT showfreight Ltd cannot guarantee immediate arrangement of unloading and placement from arrival our premises up to delivery exhibition stand, and 50% expedited fee will be charged.</p>		
Remarks:	The fees of move-out service are the same as the move-in service. Handling equipment is strictly prohibited in the exhibition hall (cranes, forklifts, stackers, trailers, etc.).			

Forklift rental service (Limited to auxiliary equipment assembly and booth set up)

No.	Item	Unit	Price	Service content and specification
5	Forklift rental	3 Tons	¥1500.00/4 Hours	1. Minimum charge: one shift includes 4 hours; less than 4 hours is regarded as one shift; if the exceeded shift part is less than 4 hours, it will be charged as another shift. 2. The above quotation has included the labor cost.
6		5-7 Tons	¥2000.00/4 Hours	
7		10 Tons	¥2200.00/4 Hours	
8		12 Tons	¥2500.00/4 Hours	
9		15 Tons	¥3000.00/4 Hours	

**Crane rental service-----Limited to equipment assembly booked in advance by exhibitor.
Make sure to book one day in advance.**

No.	Item	Unit	Price	Service content and specification
10	Crane rental	8 Tons	¥3000.00/4 Hours	1. Minimum charge: one shift includes 4 hours; less than 4 hours is regarded as one shift; the exceeded shift part is less than 4 hours, it will be charged as another shift. 2. The above quotation has included the labor cost. 3. The cranes above 50 tons is relatively rare. If such cranes are required, quotation will be provided based on the tonnages and reference market prices.
11		25 Tons	¥3800.00/4 Hours	
12		50 Tons	¥4500.00/4 Hours	

Construction materials loading and unloading service

No.	Item	Unit	Price	Content and specification
13	Freight vehicle	≤9.6m	¥ 1800.00/vehicle/time	The price includes one time of loading and unloading.
14		12.5m	¥ 3500.00//vehicle/time	
15		17.5m	¥ 4000.00//vehicle/time	

FREIGHT FORWARDER**SHIPPING TARIFF****APT SHOWFREIGHT SHANGHAI CO., LTD. SHENZHEN BRANCH**

Address: Room 1206, 12th Floor, Hengqin Building, No. 60 Mingzhi Avenue, Minxin Community, Mingzhi Street, Longhua District, Shenzhen

Contact: Mr. Michael Ma

Tel: 86(755)8282 1364

Fax: 86 (755) 8282 4514

Cell Phone: (86) 136 3251 6511

Email: michael.ma@aptshowfreight.com

Time:

Seafreight to Hong Kong Seaport then forward to Shenzhen		
Documents Deadline	August 7, 2026
Exhibits Arrival Deadline	LCL FCL	August 14, 2026 August 17, 2026
Airfreight to Hong Kong Airport then forward to Shenzhen		
Documents Deadline	August 7, 2026
Exhibits Arrival Deadline	August 17, 2026

DOCUMENT REQUIREMENT

- 1 original Bill of Lading or 1 copy of Express Bill of Lading or 1 copy of Airway Bill
- 1 copy of List of Exhibits (the legitimate document accepted by Customs, refer to the appendix)
- 1 copy of Insurance Policy (if insured)
- 1 copy of Chinese catalog of Machines or equipment (please note the catalog must be consistent to the imported machines or equipment)

CONSIGNMENT INSTRUCTION

All cargos must be consigned "Freight Prepaid" to the following consignee, otherwise a 5% outlay commission will be imposed on all "Freight Collect" consignments. Additional charges will be incurred for wrong consignee details:

Sea Transportation:	Air Freight:
Consignee: APT Showfreight Ltd 31/F, Morrison Plaza, 9 Morrison Hill Road, Wanchai, Hong Kong TEL:(852)28770150 FAX:(852)28770505 Notify: same with consignee CIOE 2026 Exhibitor Name: XXX Booth No.: XXX	Consignee: APT Showfreight Ltd 31/F, Morrison Plaza, 9 Morrison Hill Road, Wanchai, Hong Kong TEL:(852)28770150 FAX:(852)28770505 Notify: same with consignee CIOE 2026 Exhibitor Name: XXX Booth No.: XXX

TEMPORARY IMPORTATION

The Chinese Authorities permit exhibits to be imported into China on temporary import basis on approved trade shows. All temporary imported exhibits must be re-exported after the show closing. ATA Carnet is also accepted for temporary import in China. Temporary Import Bond is not applicable in the event of approved trade fairs in China.

LATE ARRIVALS

A late arrival surcharge, 30% based on basic handling rate, will be applicable if the shipment arrives after the stipulated deadlines.

In the event of late arrivals, APT Showfreight Ltd will make all reasonable efforts to ensure delivery before the show opens; however, no guarantee can be given. The surcharge will apply regardless of delivery date to the show site. APT Showfreight Ltd also reserves the right to reject handling any cargo that arrives at the Hong Kong seaport / airport only 7 days prior to the show open date. All additional charges incurred due to the late arrivals shall be borne by the exhibitors.

CASE MARKINGS

For easy identification of exhibits, all packages must be marked as follows:

CIOE 2026
C/O APT Showfreight Ltd
Name of Exhibitor : _____
Stand Number : _____
Case Number : _____
Gross Weight/Net Weight : _____
Dimensions : _____

Move-in Days

Exhibits will be transferred to the exhibition venue during the move-in days. Representatives of APT Showfreight Ltd will be available to help the exhibitors with the move-in logistics including unpacking and storage of empties as applicable. However, a responsible representative of the company must be available on-site during the move-in period for supervision. In some circumstances, the customs at the ports or fair site may inspect the case without your presence.

Similarly, during exhibition closing, exhibitors must also supervise the dismantling and repacking of exhibits, especially for delicate or heavy equipment. When used-packing materials repack exhibits, the packing is regarded as no longer suitable to protect the equipment against damage/moisture compared with the original. Exhibitors shall therefore bear the responsibility for the consequences arising wherefrom.

Move-out Days

Prior to the move-out days, exhibitors will be given a 'Return Shipping Instructions' to fill in based on the List of Exhibits given at time of entry of goods into China. Exhibitors are required to advise APT Showfreight Ltd if the goods will be re-exported, sold or disposed, as applicable.

During move-out days, representatives of APT Showfreight Ltd will be on-site to help exhibitors with return of empty cases, repacking, re-export, etc. as applicable. In order to ensure the closing of the exhibition can be operated smoothly, those exhibitors having heavy and oversized exhibits may be required to repack their exhibits on the next day. Our on-site operational staff will inform exhibitors the exact arrangements.

In the event of non-compliance of return instructions, all goods left at the exhibition venue shall be subject to disposal by the Chinese Customs and all charges relating to the disposal including duties and taxes if any, shall be borne by the exhibitor.

Exhibitors must pay special attention to the following Customs' regulations:

Other than those declared exhibits (e.g. personal effects, souvenir bought in China) are absolutely not allowed to be returned together with exhibits

Violations of these regulations will result in confiscation and heavy fines imposed by the Chinese Customs.

RE-EXPORT

The re-export formality will require about 1 weeks prior to the re-export shipment out of China. If the exhibitor needs the goods to be re-exported urgently, please advise representatives of APT Showfreight Ltd on-site of your request as applicable.

Details of our bank account:

Beneficiary Bank Name: HSBC Hong Kong

Bank Code: 004

Address: HSBCHKHCHKH

Account Number: 813-221496-838 (USD / HKD)

Account Name: APT SHOWFREIGHT LTD

(Remitting bank charges are to be borne by the exhibitor)

more details, please contact the freight forwarder

FREIGHT FORWARDER



A. FORWARDING INFORMATION & HANDLING TARIFF

Hong Kong Office (Overseas)
 Tel: 852-2563 6645
 Fax: 852-2597 5057
 Email: jerry@jes.com.hk
 Ctc: Mr. Jerry Kan

Guangzhou Office (Mainland's)
 Tel: 86-20-8355 9738
 Fax: 86-20-8355 3765
 Email: you@jes.com.hk
 Ctc: Mr. Chen Xingyou

B. SHIPPING SCHEDULE (FOR GENERAL EXHIBITS ONLY)

1b. ALL GOODS TO BE SHIPPED TO HONG KONG FOR CONSOLIDATION SHIPMENT TO SHENZHEN

Please email or facsimile us your Transport Order and List of Exhibits at least 3 working days prior to picking up your cargo. Cargo arriving after our deadlines will incur a 30% late arrival surcharge. JES will make all efforts to expedite the delivery schedule but no guarantee can be given.

DOCUMENTS & CONSIGNMENT DEADLINES TO SHENZHEN VIA HONG KONG

Customs documents for pre-clearance (List of Exhibit FORM B)	August 7, 2026
Cargo picking up in Hong Kong terminal for onward ship-ment to Shenzhen (air / sea)	August 17, 2026

2b. CONSIGNEE IN HONG KONG

Consignee (air / sea)
 JES Logistics Limited
 26th Floor, Winsan Tower /
 98 Thomson Road
 Wanchai, Hong Kong
 Tel: (852) 2563 6645
 Fax: (852) 2597 5057

Notify Party
 JES Logistics Limited
 c/o CIOE 2026 Shenzhen

DESCRIPTION OF GOOD

Email or Fax the shipping notice to JES Logistics Limited.

3b. REMARKS

Neither freight to be shipped to another consignee, nor is freight to be shipped and consigned to the exhibitor himself c/o the exhibition. Additional charges will be incurred for any wrong consignee details. A 10% outlay commission will be imposed on all "Freight Collect" consignment.

4b. PORT OF DISCHARGE: HONG KONG

Exhibitors are not advised to send shipment to Shenzhen airport or port directly. The customs clearance time is not predictable. All goods to be shipped to Hong Kong for consolidation shipment to Shenzhen. Exhibitors with late shipment are advised to contact us well in advance for arrangements.

5b. DOCUMENTS

Please email or fax us the following documentation to consignee at least 3 working days prior to the arrival of shipment.

- 1 copy of Original Ocean Bill of Lading (Sea)
- 1 copy of Master Airway Bill (Air)
- 1 copy of Power of attorney
- 1 copy of List of Exhibits
- 1 copy of Insurance Policy (ifinsured)

6b. PRE-ALERT

Sea shipment - 2 original of Bill of Lading plus 2 copies of List of Exhibits must be couriered to consignee at least 3 working days before shipment arrives.

Air shipment - Original AWB plus 2 copies of List of Exhibits must be attached to all air shipments and email or a facsimile advice and details of consignment must be sent to us at least 48 hours prior to the arrival of cargo.

7b. FUMIGATION

All cargo containing wood packaging materials (e.g. crates, pallets, frames) must be fumigated. Please make sure the following information must be stamped on the outside packing:

- IPPC logo ()
- ISO country code (XX)
- License no. assigned to the company that fumigated
- Fumigation method
- HT or MB treatment used

8b. CUSTOMS INSPECTION

The Shenzhen customs are strict and thorough in their inspection of goods. All packages can be expected to be opened and contents checked against the List of Exhibits. Exhibitors must provide us with the brand name, model number, serial number of machine and quantity of equipment / parts in the List of Exhibits form. Please ensure that the brand name, model number or serial number can be found on the machine and equipment itself to facilitate customs inspection. In order to obtain early release of goods from customs, machine catalogues or photo of equipment / parts must be attached with List of LOE.

9b. PROMOTION MATERIAL INSPECTION

Product catalogs and small gifts, such as: ball pens, key rings, promotional materials, etc. If such items are distributed during the exhibition, they must be reviewed by the Chinese customs for their quantity and value or taxed before being distributed. Exhibitors are requested to submit 2 distributed samples for customs review. Customs review fee US \$ 20.00 / item / exhibitor. Importation of optical discs, memory sticks and magazines are strictly prohibited for exhibition purposes, and a special license must be applied.

10b. ATA CARNET

To co-ordinate the complete process of temporary import by ATA Carnet is US\$ 220 per transaction. Please note that ATA Carnet shipment must be re-exported after closure of the exhibition, it cannot be sold.

11b. PACKING

Please ensure your equipment is packed in a strong, waterproof packing case which lends itself to being re-packed after the exhibition. Please bear in mind that your exhibits will be in transit for long periods both to and from the exhibition and that cartons are not suitable to withstand the constant handling which takes place during transshipment. Shocking and bumping will sometimes be inevitable and cases may be placed in open air storage without cover, therefore exhibitors must take the necessary precautions against damage and rain.

12b. HEAVY AND OVERSIZES EXHIBITS

This applies to any single exhibit in excess of 1000 kgs and 5 cubic meters, that requires the use of a forklift or mobile crane for installation. Exhibitors with heavy and oversized exhibits must be on-site early to direct the operation of unpacking and positioning. If a mobile crane or forklift is required for installation of equipment, exhibitors should send your requirement to us as early as possible so that we could arrange contracting such equipment in advance. A quote will be given after receiving your enquiry.

13b. UNPACKING OR REPACKING ON –SITE

We will assist in physical unpacking and installation of exhibits, however exhibitors must supervise and be responsible for those operations. Similarly, during exhibition closing, exhibitors must also supervise the dismantling and repacking of exhibits, especially for delicate or heavy equipment. When exhibits are repacked with used packing materials, the packing is regarded as no longer suitable to protect the contents against damage and or moisture compared with the original. Exhibitors should bear the responsibility for any consequences.

14b. INSURANCE

Exhibitors are suggested to arrange a proper round-trip all risks insurance coverage for the exhibits (including exhibition period), preferable through a company of which the People's Insurance Company of China is the agent in China. For routing of shipments, it is advised to cover the insurance policy by both air and surface (sea / road), as it is possible that the cargo will be re-exported in either way. Exhibitors should also bring a copy of the insurance policy to China.

15b. RE-EXPORT

Disposal and forwarding instructions will be discussed with you during the course of exhibition. Re-export formalities will require at least 5- 7 working days. Therefore, please do not make any plan on receiving the exhibits soon after the exhibition. We hold no liability for when the exhibits would be back to the desired final destination after the exhibition closes. If you need the exhibits to be re-exported urgently or transfer to other exhibitions, please contact our on-site representative of your request as applicable.

16b. PAYMENT TERMS

Companies using JES Logistics or its appointed agents will be invoiced by them for all services. Companies shipping other than by our offices or agents are advised that full payment must be received by us either onsite at the exhibition or in Hong Kong before the end of the exhibition.

*** For more details, please contact the freight forwarder**

OFFICIAL CONSTRUCTION CONTRACTORS

1. Contacts

Hall 1, 3, 5, 7	Shenzhen Jiuding Exhibition Co., Ltd.	Contact for Raw Space Layout Audit: Ms.Ni/Mr.Yang 0755-88601590/13652441966	water, electricity, gas renting and exhibition equipment renting: Ms.Zhou /Ms. Zhu 18929319750/15889425520 Email: 1849333999@qq.com (Pre-rented)	Online Booth Design Submission and Renting Application: http://120.24.31.146/esm-jd Technical support (WeChat): 13652441966 Booth design submission: jjudingmice@163.com
Hall 9, 10, 11, 12, 13	GL Event Live (Shenzhen) Co., Ltd.	Contact for Raw Space Layout Audit:Mr.Li 0755-66821098-818 19925211938 Should the above number be unavailable, please contact Mr.Liang 19925215077	Contact for water,electricity and gas:Ms.Yu 0755-81488483-8018/18128860497 Contact for exhibition equipment renting: Mr. Guo 0755-81488483-603/18188627932	Online Booth Design Submission and Renting Application: https://glzs.369zhan.com/special/CIOE2026 Platform Service Manual: https://www.kancloud.cn/geestu/v002/1071989 Platform Technical Service QQ: 3224763878
Hall 2, 4, 6, 8	Shenzhen Zhongshi Exhibition Co., Ltd.	Contact: Mr.Liu 0755-83209533-8059 19575415820	Contact for water, electricity, gas and exhibition equipment renting: Miss Wang / Miss Liao 0755-83748293/83748459-8078/8015 13302945088/19575415682 EMAIL:kf@zhongshifair.com.cn TEL:400-636-2278	Online Booth Design Submission and Renting Application: http://8.134.59.253/zcy <u>Technical Service:</u> 13302945088/13302945089

2. Description and Precautions on Standard Booth

- 1) Standard booth with 9 square meters design and configuration (as shown below):
- 2) Design and facilities of a standard booth
 1. Fascia Board (company name in bilingual and booth No.)
 2. Panel (The booth is made up by aluminum frame and white panels)
 3. Flame-retardant carpet
 4. One Information Counter
 5. Two Chairs
 6. One Power Supply (220V/500W)
 7. Two Spotlights
 8. One Wastebasket

3) Management Regulations on Standard Booth


The standard booth configuration is unified, and all exhibitors are not allowed to disassemble or modify by themselves. Otherwise, the organization has the right to force the original state to be restored, and all the costs and consequences will be borne by the exhibitor.

4) Notes for Standard Booth

Exhibitors of standard booths need to further implement the following terms proposed by the official contractor before booth setting:

1. All booths are built by aluminum wares, so it is prohibited for exhibitors to use drills, nails, or screws, metal spikes, pins etc. to set the booth;
2. It is forbidden to stick panels or use any destructive adhesive tape or glue, paint to decorate the booth;
3. Exhibitors are not allowed to add other additional configurations to the structure of the standard booth;
4. Standard booth configuration and bilingual fascial board are set up uniformly. Exhibitor should follow the rules of organizer if they prefer self-design;
5. By default organizer will tear down the walls between of those two or more than two booths by the same company;

Standard Booth



6. Exhibitors shall keep all rented items (standard and additional rental equipment, electrical boxes, industrial plugs, etc.) intact. If they are damaged or lost, compensation shall be made according to the price;
7. According to *Regulations on electrical equipment and devices in Shenzhen* and *Venue management regulations*: in order to ensure the power safety of standard booths, all the power consumption of standard booths must be installed and supervised by the official contractor. It is strictly forbidden to arbitrarily pull or add lighting fixtures by hiring electricians not affiliated with the official exhibition contractor. without permission. In case of violation of the regulations, power will not be supplied;
8. It is prohibited to connect plug board brought by exhibitor or lighting fixtures to the provided socket. Maximum allowed electricity power is 500W, high capacity electric appliances (like kettle, stove or iron) are forbidden. Violator shall take the full liability for damage caused by outage or short circuit;
9. If the facilities in exhibition hall are damaged due to work at the booth, the exhibitor or related personnel shall be responsible for compensation at the price;
10. For self-construction of standard booth, please check the size of booth with Official Construction Contractor in advance. Otherwise, exhibitors should be responsible for any problem caused. Besides, exhibitors are required to submit the design plan to Official Construction Contractor. Details please refer to the relevant pages for raw space construction drawings auditing.

3. Construction Procedure Instructions for Raw Space

Construction Contractor's move-in and move-out process

Remind: Exhibitors can designate your own construction contractor but must submit the plan to official contractor for examination and approval. All booths must be examined and approved and complete the registration procedure before entering in hall for construction. For those contractors who are not approved and enter without authorization, the organizing committee and venue have right to ask them for dismantlement, resultant loss will be assumed by exhibitor or his contractor.

Maximum height for single layer raw space is 4.5 meters. Complicated structure and ceiling are not acceptable.

During the construction and move out period, all enterers must wear the safety helmet. An electrician must be on duty every day, and before closing, someone should be designated to turn off electricity for all devices and lighting during the exhibition (including move-in and move-out).

Contractor's move-in and move-out process. Contractors of each hall should log in the below service system accordingly: Hall 9, 10, 11, 12, 13: https://gl.sz.s.369zhan.com/special/CIOE2026 Hall 1, 3, 5, 7: http://120.24.31.146/esm-jd Hall 2, 4, 6, 8: http://8.134.59.253/zcy		
Item No.	Date	Process
1	Before the exhibition Until August 17, 2026	<p>Special Booth Drawing Submission A. Please log in the above corresponding hall contractors service system and submit the drawings. B. The drawings are required to get approval within the limited time. C. Other necessary documents please refer to the [Drawing Submission Documents]. Deadline for drawing review approval: August 17, 2026</p> <hr/> <p>Pre-rental Service A. Apply for water, electricity, gas, network, industrial plugs and exhibition equipment B. Pay the booth deposit in advance (GL Event Live supports on-site credit card pre-authorization payment),management fee, construction permit and other related fees. C. Log in to the on-site service system for operation.</p> <hr/> <p>Application for Construction Permit A. Official contractors will submit all contractors information to the certification system of convention center around August 25, 2026. B. After receiving the account, contractors should log in the system https://ep.shenzhen-world.com and submit all workers information. C. The head of construction should bring all original worker ID cards to the certification center for the on-site review, payment, and printing of documents Service hotline of the Certificate Center: South Certificate Center: 0755-85903120; North Certificate Center: 0755-85903135 Construction workers need to take construction permits when entering and exiting the exhibition hall.</p>

2	Build-up period (September 7-8, 2026)	Prepare forms below with you for registration at service counter on site (South Lobby) A. <Plan approval receipt> - You are supposed to get it from e-mail or in contractors service system after your plan get approval online. B. Registration person's ID card.
		Submit paper forms at plan examination counter and scan ID card of the booth construction supervisor.
		At billing counter, A. Payment done: Get certificate and building permit at counter. B. Payment undone: Pay booth deposit, management fee and working pass on site. C. Rental of electricity, water, gas and industrial plugs is provided at billing counter. (According to the actual situations, the order may not guarantee supply)
		Pay the relevant fees at the on-site payment counter. Apply for construction permits at the venue credential center with the construction permit and original ID cards of all construction workers.
3	Exhibition period (September 9-11, 2026)	Staying electrician:(for raw space contractors) During the exhibition period, electricians must be staying, and all equipment of the booth should be turned off when the hall is closed daily if there is no 24-hour power application.
4	Break down period (After 16:00 of September 11, 2026)	After completing the cleaning and if there is no security accident during break down period, go through break down process at service counter and get the signature of our security staff. Deposit refund will be processed after double check. (We advise you to take a photo as a proof)
5	After the exhibition (September 12-November 20, 2026)	<p>About invoice:</p> <p>A. Pay before the exhibition: Fill the invoice details and the remittance identification code is available.</p> <p>B. Pay onsite: apply with the remittance identification code on the voucher.</p> <p>C. EElectronic invoice, it can choose either [VAT ordinary invoice] or [VAT special invoice (digital special invoice)], and the download link will be sent via email.</p> <p>Reminder:</p> <ol style="list-style-type: none"> VAT special invoice requires general taxpayer certificate. Confirm fee items: exhibitor/ builder payments + applicant. No changes after issuance. Same exhibition, same entity: consistent invoice type (general/special). Content: "Exhibition Services * Fees". Issuance: working days after exhibition, 10:00-17:00.
		<p>About deposit refund:</p> <p>A. Refund Receipt: If the installation and disassembly of the booth is safe and clean, the Special Booth Decoration Cleaning Confirmation Form or the Rental Items Return Confirmation Form will be given out on site. and then you can apply for the deposit refund.</p> <p>B. Deduction of deposit: During the construction period (including the period for dismantling) and during the exhibition period, if any violation of the relevant regulations and fire safety regulations happens or if there is any major accident or unclean booth, the conference will deduct the deposit accordingly. A debit note will be issued and the damage to the leased item and the lost price will be deducted from the deposit.</p> <p>C. Deposit refund instructions:</p> <ol style="list-style-type: none"> If the installation and disassembly of the booth is safe and clean, the Special Booth Decoration Cleaning Confirmation Form or the Rental Items Return Confirmation Form will be given out on site. Then you can apply for the deposit refund. Online Remittance: Your company's bank account will be used as refund through online banking uniformly. Deposit will be refund in 20 days after your application. (Available for hall 1 to hall 8) Offline Remittance/Online Payment (WeChat or Alipay)/Debit card and Cash: Refund to your company account within 15-60 working days. On-site pre-authorization: Pay the deposit with your credit card pre-authorization on-site. Freeze the credit card amount in the bank card. The frozen amount will be thawed automatically within 30 days. If the amount has not been thawed, please consult the card-issuing bank. (Available for hall 9 to hall 13) <p>Reminder: Deposit refund or any other refund will be valid for business to business.</p>

4. Precautions for the drawing audit of raw space

Items to be noticed (very important):









- A. All raw booths must submit design plan and relevant documents to official contractor according to the hall number for examination and approval. Then go through registration process for construction after being approved, otherwise it will be forbidden.
- B. Contractors must log in to the online map submission service platform before August 10, 2026 for the first map submission (please upload valid map submission materials in strict accordance with the requirements).
- C. Booths that have not submitted the first map submission materials after August 10, 2026 will be charged a delayed map submission fee of 2000 yuan per booth.
3. Booth that has submitted the drawing submission materials but failed to pass the review or has revised drawings after the first drawing submission, please submit the revised or supplementary materials before August 17, 2026 (inclusive) and pass the drawing review. If the booth fails to pass the examination after August 17, 2026, a delayed examination fee of 2000 yuan will be charged for each booth, and the construction time may be postponed.

5. Water, power, compressed air, network and furniture rental

Water supply				
No.	Item	Specification	Price (RMB)	Notes
1	Water supply and drainage	supply 16 millimeter; drainage 50 millimeter	2280	
2	Water supply and drainage	supply 19 millimeter; drainage 50 millimeter	3480	
3	Water supply and drainage	supply 25 millimeter; drainage 50 millimeter	3850	

Notes:

- A. Except for domestic water, it is forbidden to directly discharge other grease sewage and waste water in the exhibition hall. The machine grease water needs to be equipped with its own circulating water device.
- B. Pre-rental for the water supply and drainage should be submitted with floor plan of installation location, and remarks the location of connection point. (Please remarks in Form 6 and submit to the official contractor.)
- C. Fee for water supply and drainage application after deadline August 10 will charge 50% of the total order as delay expense. Application is not acceptable after August 17.
- D. If it needs to be changed after the fixed water supply and drainage connection has been completed, apply to the on-site service desk in time and pay for it. It is strictly prohibited to operate without permission.
- E. The reserved or installed water connection is not allowed to be returned or replaced. If the location needs to be moved, a transfer fee (50% of the on-site price of the transfer facility) shall be charged.
- F. The water supply and drainage system are suitable for the whole exhibition period. The outdoor water conservancy connection fee will be charged at 1.5 times of the indoor price.
- G. For safety reasons, water supply will be stopped one hour before the end of the exhibition. For special circumstances, those who need to withdraw from the exhibition early should apply to the on-site service desk to remove the water supply and drainage pipes in advance. If the pipe parts are damaged due to unauthorized removal, compensation should be paid according to the price; it is strictly forbidden to dump various liquids and garbage into the trench of the exhibition hall;
- H. During the construction of special booth or the placement of large-scale exhibits, the manhole cover of the outlet of the exhibition hall facilities (water) shall be reserved to deal with the opening, so as to prevent the technical personnel of the exhibition hall from operating in case of any problem of the facilities of the exhibition hall. If the background wall or the platform cannot avoid the manhole cover of the outlet, it is necessary to apply for the facility relocation service at the service desk.

展馆方提供		参展商自备	
给排水管接驳至展位（预留）	接口图例	自备接头图例	自备配套配件、材料
16mm给水 DN16球阀（1/2"）			外丝接头1/2"转宝塔头接水管
19mm给水 DN20球阀（3/4"）			外丝接头3/4"转宝塔头接水管
25mm给水 DN25球阀（1"）			外丝接头1"转宝塔头接水管
排水 DN50-75排水口			50mm转相应规格宝塔头接水管 或直接对接就近排水口（如有）

Power Rental						
No.	Name	Specifications	Price RMB	Deposit RMB (for standard booth)	Overtime Fee	Notes
1	Electricity supply (indoor)	220V/16A	1030	/	105RMB / 4 hours	Exhibitors/contractors need to prepare their own industrial plug and distribution electrical box. The industrial plug can be rented. The electrical box above 63A could not be applied on-site. Distribution electrical box requirements: Distribution electrical box needs to be with fireproof treatment. 1. The electrical box need be arranged separately (10cm above the wall and 30cm above the height) Above). 2. The electrical box is mounted on the wall using flame-retardant panels (showing the qualified mark). 3. Electrical Hazard Signs Required on Secondary Distribution Boxes.
		380V/16A	1660	/	180RMB / 4 hours	
		380V/32A	2850	/	260RMB / 4 hours	
		380V/63A	4850	/	470RMB / 4 hours	
		380V/125A	9750	/	1010RMB / 4 hours	
		380V/200A	15600	/	1950RMB / 4 hours	
		380V/250A	19500	/	2340RMB / 4 hours	
2	Lighting power supply (indoor)	220V/16A	1030	/	105RMB / 4 hours	
		380V/16A	1660	/	180RMB / 4 hours	
3	Temporary Indoor Power for Booth Construction	220V/16A	400	/	/	Applicable for two days during booth fitting and each additional day charges RMB200.
		380V/32A	1500	/	/	Applicable for two days during booth fitting and each additional day charges RMB 500.
4	Industrial plug	220V/16A	200	500	/	1. Receive at the on-site service counter with payment order during the build-up period. 2. The industrial plug deposit of raw space has been included in the cleaning deposit of raw space. 3. The electrical box of the exhibition hall needs to be connected with the distribution box through industrial plug. 4. If there is any damage, compensation occur according to the price. If the industrial plug is not returned or completely damaged and cannot be repaired, the full amount of deposit will be deducted as compensation. 5. If you need to lease 200A or above industrial interface, please submit the application before August 8, and the lease application will not be accepted after August 8.
		380V/16A	300	500	/	
		380V/32A	300	500	/	
		380V/63A	300	500	/	
		380V/125A	300	800	/	
		380V/200A	1000	2000	/	
		380V/250A	1000	2000	/	
		380V/400A	1000	2000	/	
		Cable segments are cut off	50	/	/	
Cable damage	150	/	/	Industrial plug damage compensation standard;		

Notes:

- A. Pre-rental for the electricity should be submitted with floor plan of installation location, and remarks the location of connection point. (Please remarks in Form 6 and submit to the official booth contractor.)
- B. Fee for electricity application after deadline August 10 will charge 50% of the total order as delay expense. Application is not acceptable after August 17.
- C. The distribution box of Shenzhen World Convention and Exhibition Center adopts leakage protection device, <safety commitment for special electricity usage>, <product certificate> and <product circuit diagram> on Form 7 must be submitted when you need to abandon it.
- D. The reserved or installed power connection is not allowed to be returned or replaced. If the location needs to be moved, a transfer fee (50% of the on-site price of the transfer facility) shall be charged. 50% of the rental price will be charged for the return and replacement of industrial plugs. The power connection is suitable for one exhibition period. The outdoor power connection fee is based on the indoor price 1.5 times the price. (Onsite application can only be processed after the main contractor and the exhibition hall confirm whether it can be installed)
- E. During the period of construction, the booths that need to use electricity in advance during the exhibition period must apply at the service desk and go through the procedures for electricity use in advance.
- F. Please refer to the management regulations for relevant regulations on power connection. The setting value of the main switch protection of the main control box for booth electricity shall be less than or equal to 80% of the setting value of the switch protection of the fixed power box connected to the exhibition hall, so as to ensure the safe operation of the power supply system of the exhibition hall.
- G. During the construction of special booth or the placement of large-scale exhibits, the manhole cover of the outlet of the exhibition hall facilities (electricity) shall be reserved to deal with the opening, so as to prevent the technical personnel of the exhibition hall from operating in case of any problem of the facilities of the exhibition hall. If the background wall or the platform cannot avoid the manhole cover of the outlet, it is necessary to apply for the facility relocation service at the service desk.
- H. Lines with different voltages must be laid separately; power and lighting must be used separately.

SW Facility

Electricity box of venue



Electricity box of venue



Electricity box of venue



Industrial plug








展馆方提供		参展商自备	
由接驳井至展位 (预留)	接口图例	自备插头图例	自备配套配件、材料
220V3孔16A工业插口			220V3芯16A工业插头 需配备相应规格二级电箱及电缆
380V5孔16A工业插口			380V5芯16A工业插头 需配备相应规格二级电箱及电缆
380V5孔32A工业插口			380V5芯32A工业插头 需配备相应规格二级电箱及电缆
380V5孔63A工业插口			380V5芯63A工业插头 需配备相应规格二级电箱及电缆
380V5孔125A工业插口			380V5芯125A工业插头 需配备相应规格二级电箱及电缆
380V5芯200A-400A工业插口			380V5芯200A-400A工业插头 需配备相应规格二级电箱及电缆

Compressed Air				
No.	Item	Specification	Price (RMB)	Overtime fee
1	Compressed Air	1/2HP~2HP (Flow rate: 0.17m ³ /min) Type C quick-connect female fitting, 8mm	1800	RMB 360/piece/hour
2	Compressed Air	3HP~5HP (Flow rate: 0.48 m ³ /min) C-type quick-connect female fitting, 10mm	3600	
3	Compressed Air	6HP~7HP (Flow rate: 0.71 m ³ /min) C-type quick-connect female fitting, 12mm	3850	
4	Compressed Air	10HP (Flow rate: 0.85 m ³ /min) C-type quick-connect female fitting, 16mm	4200	
5	Compressed Air	15HP (Flow rate: 1 m ³ /min) DN20 ball valve, 19mm	4800	

Notes:

- Advanced rental for the compressed air should be submitted with floor plan of installation location, and remarks the location of connection point. (Please remarks in Form 6 and submit to the official booth contractor.)
- Fee for compressed air application after deadline August 10, 2026 will charge 50% of the total order as delay expense. Application is not acceptable after August 17, 2026.
- The reserved or installed compressed air connection is not allowed to be returned or replaced. If the location needs to be moved, a transfer fee (50% of the on-site price of the transfer facility) shall be charged.
- Compressed air is suitable for the exhibition period. 50% of the rental price will be charged for the extension. For the outdoor compressed air connection fee, 1.5 times of the indoor price will be charged;
- It is strictly forbidden to bring air compressor in the exhibition hall. Please consult the official contractor in case of special circumstances;
- During the construction of special booth or the placement of large-scale exhibits, the manhole cover of the outlet of the exhibition hall facilities (compressed air) shall be reserved to deal with the opening, so as to prevent the technical personnel of the exhibition hall from operating in case of any problem of the facilities of the exhibition hall. If the background wall or the platform cannot avoid the manhole cover of the outlet, it is necessary to apply for the facility relocation service at the service desk.

压缩空气接驳示意图

展馆方提供		参展商自备	
供气管接驳至展位 (预留)	接口图例	自备插头图例	自备配套配件、材料
1/2HP~2HP(0.17m ³ /min) (展馆气管内径8mm)			C式快插公头及气管 (气管可参考展馆标配气管)
3HP~5HP(0.48m ³ /min) (展馆气管内径10mm)			C式快插公头及气管 (气管可参考展馆标配气管)
6HP~7HP(0.71m ³ /min) (展馆气管内径12mm)			C式快插公头及气管 (气管可参考展馆标配气管)
10HP(0.85m ³ /min) (展馆气管内径16mm)	注: 1/2HP——10HP, C式快插母头口径相同;	注: 1/2HP——10HP, C式快插公头口径相同。约11mm;	C式快插公头及气管 (气管可参考展馆标配气管)
15HP(1m ³ /min) (展馆气管内径19mm, 接口为DN20球阀)			DN20外丝宝塔头 可根据自身需求转换不同规格宝塔头连接气管 

Network Service

No.	Item	Specification	Price (RMB)
1	Network	VIP WIFI Broadband (exclusive,5G terminal) -5M	480
2		VIP WIFI Broadband (exclusive,5G terminal) -10M	900
3		VIP WIFI Broadband (exclusive,5G terminal) -20M	1800
		5G Broadband	2200
4		Optic Fiber Broadband -500 Downstream Rate/50M Upstream Rate	6000
5		Optic Fiber Broadband -1000 Downstream Rate/100M Upstream Rate	7200
6		Optical Fiber Dedicated Line (5 available IP)-20M	16800
7		Optical Fiber Dedicated Line (5 available IP)-50M	26400
8		Optical Fiber Dedicated Line (5 available IP)-100M	48000
9	Optical Fiber Dedicated Line (5 available IP)-200M	96000	

Notes:

1. Pre-rental for the telephone and network should be submitted with floor plan of installation location, and remarks the location of connection point. (Please remarks in Form 6 and submit to the official booth contractor.)
2. Fee for network application after deadline August 10, 2026 will charge 50% of the total order as delay expense. The reservation of optical fiber broadband and special line will not be accepted after August 17. Network application is not acceptable after August 18, 2026.
3. The reserved or installed network connection is not allowed to be returned or replaced. If the location needs to be moved, a transfer fee (50% of the on-site price of the transfer facility) shall be charged. The communication network connection is suitable for the the whole exhibition period. The outdoor communication network connection fee is 1.5 times of the indoor price. (on site application can only be processed after the official contractor and the exhibition hall confirm whether it can be installed)
4. During the construction of special booth or the placement of large-scale exhibits, the manhole cover of the outlet of the exhibition hall facilities (Network) shall be reserved to deal with the opening, so as to prevent the technical personnel of the exhibition hall from operating in case of any problem of the facilities of the exhibition hall. If the background wall or the platform cannot avoid the manhole cover of the outlet, it is necessary to apply for the facility relocation service at the service desk.

Deadline: August 10, 2026

Furniture Rental Form				
No.	Item	Specification(m)	Unit	Price (RMB)
1	Black Leather Chair	Height 0.45m	piece	80
2	Plastic Chair(White)	Height 0.45m	piece	90
3	White Folding Chair	Height 0.45m	piece	25
4	Bar stool	Height 0.6m	piece	80
5	Eames Chair(White)	Height 0.45m	piece	100
6	Single Sofa	0.8mL*0.7m*0.65mH	piece	250
7	Square table	1mL*0.5m*0.75mH	piece	80
8	Information Counter A	1mL*0.5m*0.75mH	piece	100
9	Information Counter B	1mL*0.5m*1mH	piece	120
10	Glass Round Table	dm0.6*0.75mH	piece	100
11	Wooden Table	dm0.6*0.74mH	piece	180
12	Bar Table	dm0.6*1.1mH	piece	150
13	Long Table	1.2mL*0.6m*0.75mH	piece	120
14	Lockable Cupboard	1mL*0.5m*1mH	piece	150
15	The Square Displaying Cabinet	0.5mL*0.5m*0.75mH	piece	100
16	Low Glass Showcase (without light)	1mL*0.5m*1mH	piece	280
17	Tall Glass Showcase(without light)	1mL*0.5m*2mH	piece	450
18	Arc counter	1mL*0.75mH	piece	500
19	Display Counter	1mL*0.5m*0.5mH/1mH	piece	250
20	Flat Shelf	1mL*0.3mW	piece	50
21	Sloped Shelf	1mL*0.3mW	piece	50
22	Coffee Table	0.6mL*0.6m*0.4mH	piece	120
23	Tablecloth	1.5m*1.5m	piece	50
24	Catalogue Holder	0.3mL*0.32m*1.43mH	piece	120
25	Isolation	1m	piece	50
26	Metal Halide Lamp	100WLED	piece	200
27	Long Arm Spotlight	28w white light	piece	80
28	Plasma TV	42 inch	unite	1200
29	Freezer (93 litre)	/	unite	900
30	Water Dispenser (include 2 buckets of water)	/	unite	130
31	Pegboard(not include the hook)	/	piece	120
32	Folding Door	0.95m*2mH	piece	160

Note:
 1. All prices above are rental prices, valid for one exhibition period unless otherwise stated.
 2. Furniture rental service is provided to standard booth only. Supply may not be guaranteed for booking with no payment or rent on site (during build-up time). Please reserve and pay relevant fees before the deadline.
 3. It is not available to change or return the furniture which is already reserved or installed. Booking after the deadline or onsite order will be charged 50% surcharge.
 4. You could refer to the contact form enclosed for detailed furniture rental.

椅子系列

	CH01 皮椅 (黑) Leather Chair 430Lx440Wx810mmH		CH02 葫芦椅 (黑/白) Gourd Chair 370Lx450Wx800mmH		CH03 折椅 (白) Folding chair 400Lx400Wx780mmH
	CH04 升降吧椅 (白) Lift Stool 390Lx340Wx830mmH-1030mmH		CH05 伊姆斯椅 (黑/红) Chair 460Lx460Wx800mmH		CH06 单人沙发 (白) Single Sofa 780X780X800mmH
	CH07 休闲沙发椅 (黑) Casual sofa 500X530X760mmH		CH09 双人沙发 Love Seat 1350X800X800mmH		

桌子系列

	DE01 简易桌 Makeshift Table 1000Lx500Wx750H		DE02 咨询桌A/B Information Table A/B 1000Lx500x750H/1000mmH		DE03 玻璃圆桌 Round Glass Table Φ600mm
	DE04 木制圆桌 Round Wooden Table DM600x740mmH		DE05 高吧桌 High Bar Table DM600x1100mmH		DE06 折叠桌 Collapsible Table 1200Lx500x750mmH
	DE07 伊姆斯圆桌 Round Table Φ800x750mmH		DE09 茶几 (白) -配单人沙发 Coffee Table 500x500x500mmH		DE09 玻璃茶几-配双人沙发 Glass Coffee Table 1200x600x450mmH

陈列柜系列

	DC01 矮柜 Low Cabinet 1000Lx500x750H		DC02 方形展示台 The Square Displaying Cabinet 500Lx500x750H		DC03 低陈列柜 Low Cabinets 1000Lx500x1000H
	DC04 高陈列柜 High Displaying Cabinet 1000Lx500x2000H		DC05 单人弧形展台 Single Person Arc-shaped Counter 460Lx460Wx800mmH		DC06 阶梯型展台 Ladder Counter 1000Lx500Wx750H/1000mmH

电器系列

	EA01 导轨灯 40W Railed Lamp		EA02 金卤灯 Metal Halide Lamp		EA03 长臂射灯 (白光) Long Arm Spotlight
	EA04 等离子电视 (可移动) 42寸 Plasma TV-Potable		EA05 冰箱 93升 Refrigerator		EA06 饮水机 (含饮用水2桶) Water Cooler

其他系列

	OT01 平/斜层板 Flat/Sloped Shelf 950Lx300W		OT02 折门 Folding Door 950Lx2000mmH		OT03 桌布 Tablecloth 1500Lx1500W
	OT04 资料架 Catalogue Holder		OT05 一米栏链柱 (2个起租) One Meter Chain Post		OT06 地毯 (多种颜色可选) Carpet

6. Fees payment and facility application procedure

(1) Construction certificate fee, management fee, deposit and overtime charge

Construction Certificate Fee and Deposit			
NO.	Item	Price	Remarks
1	Working pass	RMB 30/each	Necessary for entering in hall for raw space construction. One per person.
2	Building permit	RMB 50/each	Necessary for entering in hall for raw space construction. One per booth.
3	Management fee	RMB 30/m ²	Necessary for raw spaces
4	Deposit	RMB 15000	9-100m ² (100m ² included)
		RMB 20000	101-300m ² (300m ² included)
		RMB 30000	301-500m ² (500m ² included)
		RMB 40000	Above 501 m ²

Notes:

- Booth deposit is based on the booth responsibility system. Contractors & exhibitors must co-maintain construction order and safeguard all leased items in joint custody. Booth deposit includes but not limited to construction safety, cleaning, industrial interface (not included if bring your own) and facilities damage penalty. The fees must be paid to official contractor by raw space constructors before the construction.
- Constructors shall clean their wastes and garbage during build-up and break-down time, if not, there will be a deduction of cleaning deposit according to stipulations of exhibition, please see the deduction standards for more details.
- Pay with credit card is recommended.

Work Overtime Charging standard			
Service Object	Time	17:30-22:00	22:00 – 09:00 ⁺¹
		Exhibitor(beginning from 72 m ²)	

1. For those booths less than 72 m², work overtime amount equals to that of 72 m².
 2. If the exhibitor fails to complete the construction, installation or removal of the exhibition stand within the limited time, the exhibitor who still needs to work at the exhibition site shall go through overtime procedures at the on-site service counter before 14:00 of the same day, and shall pay the overtime fee after examination and approval. Application after 15:00 will be charged 30% surcharge; application after 16:30 is not acceptable.
 3. Overtime amount must be calculated from the closing of the venue.
 5. In principle, the builder is not allowed to work overtime after 24:00. In special cases, the main contractor shall apply to the venue for approval before implementation.

(2) Procedure to refund security & cleaning deposit (applicable for both standard and raw space)

- A. Security & cleaning deposit will be refunded after the clearance of the site by the exhibitor or constructors and no damage being recorded.
 - B. Deduction of deposit: During build-up, opening and break-down period, there are violations to exhibition regulations or fire prevention rules, like small or large accidents or the booth is not cleaned up, the deposit will be deducted with a deduction statement.
 - C. Deposit refund:
 - a. If the installation and disassembly of the booth is safe and clean, please go the service counter and get the cleaning confirmation sheet for the special booth. Then you can apply for the deposit refund.
 - b. Online Remittance: the deposit will be refunded to your company's bank account within 20 work days. (Available for Hall 1 to hall 8)
 - c. Offline Remittance/Online Payment (WeChat or Alipay)/Debit card and Cash: Refund to your company account within 15-60 working days; On-site pre-authorization: Pay the deposit by credit card pre-authorization and the frozen amount will be thawed automatically within 30 days. If the amount has not been thawed, please consult the card-issuing bank. (Available for Hall 9 to hall 13)
- Reminder: Deposit refund or any other refund will be valid for business to business.

(3) Invoice Issuance Application Process (For Standard/ Raw Space Booths)

- Invoice Issuance
 - a. Online Payment (WeChat, Alipay, inter - company transfer): Log in to the Service Systems and apply via the original ordering account.
 - b. On - site Payment: Log in to the Service System, enter the payment identification code on the receipt at the invoice application section to apply. [Receipts are required for application; lost receipts invalidate applications. Keep receipts properly.]
2. Invoice Format

Electronic invoices will be provided. You may select either [VAT Ordinary Invoice] or [VAT Special Invoice (Electronic Special Invoice)]. Download links will be emailed to the registered address.

3. Issuance Timeline

Invoices will be issued within 30 business days after approval. Submit invoice requests to the official contractor within 3 days after exhibition dismantling ends.

4. Key Notes

a. One invoice title corresponds to one invoice issuance. For the same title at the same exhibition, invoice types (ordinary/special) must be consistent. Confirm all chargeable amounts in advance, ensuring exhibitors/booth builders apply for invoices matching their paid amounts. Errors from applicant negligence post - issuance are non - reversible.

5. Information for Ordinary/Special VAT Invoice Issuance

a. Special Invoice: Log in to the Service Systems, fill in invoice details. Upload business license + General Taxpayer Qualification Certificate (screenshots from the State Taxation Bureau website or paper copies are acceptable).

b. Ordinary Invoice: Log in to the Service Systems, fill in details, and upload business license.

7. Security deposit deduction standards of construction violations (details on Annex-3)

Note: Annex-4 is quoted from GL EVENTS LIVE (SHENZHEN) CO., LTD and applicable for Hall 1 to hall 13.

8. Relevant Forms

Service deadline and form lists				
Service/form	Deadline	Subject	Receiver	Remarks
Official Catalogue Submission	June 20th, 2026	All exhibitors (required)	Official website	
Product Submission	June 20th, 2026	All exhibitors (required)	Official website	
Exhibitor Badge Application	August 28th, 2026	All exhibitors (required)	Official website	
Application for traffic permit for cars not belong to Shenzhen	August 17th, 2026	All exhibitors (optional)	Official website	
Application for traffic permit for trucks	September 8th, 2026	All exhibitors (optional)	Official website	
<Commitment letter for safety of Move-in operation of Shenzhen World Exhibition & Convention Center>	August 10th, 2026	Raw space exhibitors	Official contractor	Form 1 (Submit the paper file on site)
<Application form for construction of raw space>	August 10th, 2026	Raw space exhibitors	Official contractor	Form 2
<18m ² and Above Upgraded Green Stand Application Form>	August 1st, 2026		Official contractor	Form 3
<Commitment letter of volume control>	August 10th, 2026	Raw space exhibitors	Official contractor	Form 4
<Contractor's drawing commitment>	August 10th, 2026	Raw space exhibitors	Official contractor	Form 5
Water/Electricity/Compressed air/Network location drawing	August 10th, 2026	Raw space exhibitors	Official contractor	Form 6
<Safety Commitment for Special Electricity Usage>	Before build-up period	All exhibitors (optional)	Official contractor	Form 7 (Submit the paper file on site; enclose the <Product Certificate> and <Product Circuit Diagram> at the same time)
<Security Assurance>	August 10th, 2026	Raw space exhibitors	Official contractor	

**COMMITMENT LETTER FOR SAFELY MOVE-
IN OPERATION OF SHENZHEN WORLD
EXHIBITION & CONVENTION CENTER****Form 1****Deadline: August 10th, 2026**

In order to carefully implement the Safe Production Law of the People's Republic of China, the Fire Prevention Law of the People's Republic of China, the Regulations on Safety Management of Large-scale Mass Activities, the Regulations on Safety Management of Fire Prevention in State Organs, Organizations, Enterprises and Institutions and other laws and regulations, further perform the production safety responsibilities of Shenzhen World Convention & Exhibition Center Management Co., Ltd. (hereinafter referred to as the World Convention & Exhibition Center), strengthen the on-site operation safety management within exhibition halls of the World Convention & Exhibition Center, improve safety awareness and protection responsibilities of move-in operation unit, and maintain the exhibition hall and social public security, our unit, as the unit in charge of safety of move-in operation area, is willing to take full responsibilities for the consequence caused by the violation of regulations during move-in operation when entering the exhibition hall of World Convention & Exhibition Center for operation, and make the following solemn commitments:

1. Our unit assigns Mr./Ms. _____, with work phone or mobile of _____, at Shenzhen World Convention & Exhibition Center from _____ (date) to _____ (date)

Booth location: No. Hall _____, Booth No.: _____, Exhibitor: _____;

Booth location: No. Hall _____, Booth No.: _____, Exhibitor: _____;

Booth location: No. Hall _____, Booth No.: _____, Exhibitor: _____;

To take in charge of safety management within the booth operation site area, responsible for the safety implementation and rectification of our unit on the operation site of your exhibition hall.

2. During the operation, our unit strictly abides by various laws and regulations of Shenzhen and the State on fire safety and construction safety management, strictly observes various regulations of World Exhibition Center on construction fire safety and booth building safety, consciously accepts the safety inspection and supervision of public security organ, fire department and World Exhibition Center, and timely implements the rectification requirements proposed by the public security organ, fire department and World Exhibition Center.

3. Equipment and tools used in site operation shall meet safety requirements, and all special operation personnel must work with certificate; according to the conditions on the operation site, sufficient number of firefighting equipment shall be equipped.

4. During the operation, construction materials used shall meet the fire and structure safety requirements of exhibition hall, the power load of engineering in operation shall be assessed correctly, and electric switches and cable capacity matching with the load shall be adopted to ensure the power safety of engineering.

5. Standardize construction in strict accordance with the requirements of the operation design construction drawing, and adopt corresponding safety protection measures during climbing, hoisting and other dangerous operations to ensure the safety of construction personnel.

6. In case of any fire, security and other contingencies during operation, notify the on-site management of World Exhibition Center as soon as possible, and take necessary protection measures in advance to prevent accident from further deterioration.

7. During the move-in operation, if the management of World Exhibition Center finds that the operation personnel steals or damages properties of World Exhibition Center, enters or damages the closed area set by

World Exhibition Center without permissions, or behaves against the management regulations of World Exhibition Center, World Exhibition Center has the right to, depending on the severity, give him/her a warning, transfer him/her to the public security organ for treatment, or take other appropriate measures, and reserve the right to cancel the qualification of safety accident operation unit for entering World Exhibition Center to make a construction in the future according to the safety accident filing of move-in operation unit.

8. In case of any violation to the above commitments, our unit voluntarily accepts the punishment given by the public security organ, fire department and World Exhibition Center according to the laws and regulations or the "Regulations on Use of Exhibition Halls of World Exhibition Center".

9. This commitment letter shall be made in duplicate, with one used for handling entry formalities that will be kept in the customer service center of World Exhibition Center, and one for move-in operation unit.

Move-in Operation Company (Seal):

Assigned Move-in Person in Charge of Safety Management (Signature):

Date: _____

Special Note:

a. The commitment shall be stamped;

b. Exhibitor company name and booth no. shall be the same with that organizer provided.

APPLICATION FORM FOR CONSTRUCTION OF RAW SPACE

Form 2

Deadline: August 10th, 2026

Name of exhibition: The 27th China International Optoelectronic Expo						
Name of exhibitor:						
Booth Number:		Booth size:	Length:	Width:	Height:	Total area:
Construct company:						
Security principal:		Position:				Mobile Phone:
contact number:		Fax:				Email Address:
<p>We have applied for special booths. To ensure safe construction and smooth development, our company promised to the organizing committee and the exhibition hall:</p> <p>1. Both parties have signed a construction contract, and the construction unit has legal construction qualifications and is the only designated builder of the booth.</p> <p>2. The booth shall be constructed in strict accordance with the area determined by the organizer, that is, the vertical projection of the booth (including door head, bay window, decoration, etc.) shall not exceed the marking position, block the fire passageway (door) of the exhibition hall in any form, and shall not be erected on the yellow line of the exhibition hall.</p> <p>3. The structural capped area of the special booth shall not exceed 50% of the area of the structure. (Calculated as a single independent space)</p> <p>4. Strictly in accordance with the fire protection requirements, forbid the use of polyurethane materials such as foam words and KT board, forbid the use of elastic cloth, flannelette, gauze and other decorative materials, all construction materials must be flame retardant treatment, in line with the requirements of B1 fire-resistant materials. (Onsite open flame inspection).</p> <p>5. All workers must wear safety helmets correctly. Professional tools must equipped for climbing operation. When working with scaffold, it must be equipped with guardrail and protected underneath by someone.</p> <p>6. If the four-side closure ratio of the raw space is greater than 75%, there shall be no less than 2 evacuation exits, and the horizontal distance between the two adjacent evacuation exits shall not be less than 5 meters; for raw space less than 72 square meters, the evacuation exit shall be open, with a net width and height more than 2 meters, the maximum distance between the booth and evacuation passage of the exhibition hall shall not exceed 15 meters. No any kind of shelter is allowed within 2 meters of the exit.</p> <p>7. The booth will shut down all electrical equipment after closing every day. For not shutting booth, the normal power supply of the booth will be cut off.</p> <p>8. After the construction (layout), the remaining construction materials and discarded items must be removed from the exhibition hall and properly disposed (Shall not be deposited on the fire escape/safety exit or the passageway between the booth and the pavilion wall).</p> <p>9. The exposed place of the booth must be beautified and decorated to maintain the overall beauty of the exhibition hall, and shall not affect the effect of other booths.</p> <p>10. All design drawings and other construction declarations submitted are authentic and will be presented in accordance with the exhibition period. (Please submit according to the requirements of the application data item. If the design drawing does not conform to the requirements of the application data item, the audit reply will not be given. The audit result shall be based on a single application data item, and the data content of other application data items inconsistent with the requirements of the application data item shall be invalid.)</p> <p>11. During the construction, arrangement and withdrawal of the exhibition, if there is any discrepancy with the drawings or complaints, once verified, our company is willing to comply with the rules and regulations of the exhibition and the relevant penalties, and bear all the adverse consequences brought about by it.</p> <p>The above content has been carefully read, fully understood and will be strictly implemented. If there is any violation of the promise, voluntarily accept all penalties given by the organizer, the exhibition hall and the home service provider in accordance with the relevant management regulations. Hereby promise!</p>						
Exhibitor: (Official seal) Legal representative or safety principal (signature) On-site safety principal: Contact number: Date:			Booth contractor: (Official seal) Legal representative or safety principal (signature) On-site safety principal: Contact number: Date:			

**18M² AND ABOVE UPGRADED
GREEN STAND APPLICATION FORM****Form 3**

Deadline: August 1st, 2026

Company Name:	Contact Person:
Booth No.:	Square Meter:
Tel:	E-mail:
Notifications for Standard Booth Apply for Special Construction	
<p>1. From 2025, based on the Environmental protection and sustainable development strategy of Informa Group, to improve booth utilization, quality, safety and sustainability, it is only allowed for 18m² and above standard booth to design and build reusable green booth. One-off booth construction is strictly prohibited. Special construction for booth below 18m² will not be approved.</p> <p>2. Official constructors provide many kinds of green booth solutions with different prices and styles. If needed, standard booth exhibitors could contact the below corresponding official contractors before August 1st, 2026. Overdue application is not acceptable.</p> <p>Hall 1, 3, 5, 7 Shenzhen Jiuding Exhibition Co., Ltd. Miss Ni 0086-0755-88601590/13652441966, E-mail: jjudingmice@163.com</p> <p>Hall 2, 4, 6, 8 Shenzhen Zhongshi Exhibition Co., Ltd. Miss Wang 13302945088, Email: kf@zhongshifair.com.cn</p> <p>Hall 9, 10, 11, 12, 13 GL Event Live (Shenzhen) Co., Ltd. Mr.Guo 0755-81488483-603/18188627932, E-mail:quentin@gl-events-zzx.live</p> <p>3. Non-official builders must meet the standards of "Green Booth Plan" in Annex II of the exhibitor manual, that is, the main structure, floor, furniture and lamps of the booth can be reused. And comply with all the requirements of the exhibitor manual on the special booth.</p> <p>4. During the construction, display and move-out period, we promise to strictly abide by the relevant regulations and rules of the organizer and convention center. Including Exhibitor Manual, Pre-exhibition Notice, Instructions for Move-in, Shenzhen World Exhibition and Convention Center Serve Manual, and positively cooperate with the government, organizers and convention center for their supervision, inspection and management.</p>	
<p>Exhibitor: Representative or Person Responsible for Safety : Date:</p>	

COMMITMENT LETTER OF VOLUME CONTROL AND VIDEO EQUIPMENT MANAGEMENT

Form 4

Deadline: August 10th,2026

Booth number:

As exhibitor of _____(Event Name), we clearly know that the exhibition area belongs to the public area, and shall consciously maintain the order of the exhibition in this area, create a good environment for the audience visiting, and avoid the occurrence of vicious competition in volume. Therefore, our company will strictly comply with the requirements of video playback management and volume control formulated by the organizer, and the volume of playback will be controlled below 70dB; during the exhibition, personnel will be appointed to be responsible for the volume control of video playback in the booth; the relevant design will face the video equipment inside the booth. At the same time, the company will actively cooperate with the organizer and supervise other exhibitors. In case of any violation of relevant regulations, the company will take the initiative to lodge a complaint with the organizer.

If our booth violates the video broadcast management and volume control regulations of the exhibition, our company will voluntarily accept the relevant penalties of the conference and bear the consequences.

Exhibitor Company (seal) :

Person in charge:

Tel:

Punishment measures for violation of volume control regulations:

Step 1: the official contractor shall issue a written notice of rectification;

Step 2: still refuse to rectify, cut off the power to the booth, and deduct all video and audio deposits.

This letter of commitment must be filled in by the exhibitor, stamped with the company's official seal, and sent to the main venue for review at the time of special installation and submission. Please read the relevant contents carefully. Once filled in, it will be regarded as approval of this letter of commitment, and resolutely implement it.

LETTER OF COMMITMENT FOR DRAWING

Form 5
Deadline: August 10th,2026

The company solemnly promises:

During the exhibition construction, installation, and dismantling period, if any information that does not conform to the drawing or is complained, our company is willing to abide by all the rules and regulations of exhibitions and related penalties and bear all the disadvantages once verified.

Contractor:

Stamp:

Signature:

Date:

Form 6

Deadline: August 10th, 2026

WATER/ELECTRICITY/COMPRESSED AIR/NETWORK LOCATION--HALL

Exhibitors who have facilities reservation (electric box, air compressor, water supply and drainage, telephone line, Internet line, etc.) must mark this form completely, and submit to the online platform of official contractor before the deadline. We will arrange as close as possible according to the facilities of the exhibition hall.

If the exhibitor /constructor fails to return this form on time, we will place the pre-rented facilities of your company in or around your booth. The actual location is subject to the pipe trench of the exhibition hall. The arrangement may not be completely consistent with the location map provided by your company. If the location of the site is changed, the relocation fee of the relocated facilities shall be charged (50% of the on-site price of the relocated facilities shall be charged), and no relocation shall be accepted from the last day of the exhibition. Please place the pre rented facilities of your company, mark the rental facilities of the booth in the table drawing with reference to the legend below, and mark as required.

Booth number: Exhibitors name: ;
 Contacts: Tel: ;

数量统计:	规格	数量
电:		
气:		
水:		
网:		

分类	图形
电	●
气	▲
水	■
网	⬡

注: 每个方格为1x1米, 请标注清楚面积(如: 电) 自行标注规格。

数量统计:	规格	数量
电:	16A/单 63A/三 125A/三	1个 1个 1个
气:	气0.9	1个
水:	水16mm	1个
网:	WiFi/20M	1个

分类	图形
电	●
气	▲
水	■
网	⬡

注: 每个方格为1x1米, 请标注清楚面积(如: 电) 自行标注规格。

Remark requirements:

- A. All water/power/ networks on the booth shall be marked (including the facilities rented by the exhibitors and constructors)
- B. Mark the location (booth surrounding)
- C. Exact size (1 meter per square)
- D. If there are more than one specification, the location of the form is limited. Other location plans should be attached in detail.
- E. Deadline: August 10th, 2026 (Compulsory Field).

Form 7

Deadline: August 10th,2026

SAFETY COMMITMENT (OPTIONAL - FILL IN NEED) FOR SPECIAL ELECTRICITY USAGE

Due to the conflict between the power consumption protection mode of the equipment and the distribution mode with leakage protection device provided by Shenzhen International Convention and Exhibition Center during the operation of the exhibition, the equipment can not be started normally, so our company needs to be provided the following specifications by Shenzhen International Convention and Exhibition Center: (the specifications of the electrical box to be removed with leakage protection) the distribution box without leakage protection, and promises to give up the leakage protection .The responsibility for equipment damage, personal injury, property loss or other problems caused by the device shall be undertaken by ourselves.

Company name:
Booth number:
Person in charge (sign and seal) :
Tel:
Date:

Organizer confirmation:
Date:
Technical service department:
Date:

Official contractor confirmation:
Date:
Equipment management department:
Date:

APPENDIX 1 ADMINISTRATIVE REGULATIONS OF INTELLECTUAL PROPERTY PROTECTION

1. General Principles

1.1 The regulation is an integral part of the booth contract which is signed by organizer and exhibitor; it is accepted by default once exhibitor signs the contract.

1.2 Exhibitor shall guarantee there is no violation of intellectual property laws for all exhibits, packages and promotion materials or any display information. And exhibitor shall promise to the organizer to bear all cost and loss caused by his own violations of intellectual property rights.

1.3 During the exhibition, organizer will accept the complaints about infringement of intellectual property rights. Any dispute caused by negotiation crossing organizer, organizer reserves the right to expel those persons out of the hall and ascertain their corresponding legal liabilities.

1.4 Once the complaint is accepted, the organizer has exemption from possible civil liabilities for complainant or exhibitor. Complainant agrees to exempt all liabilities of the organizer and its agent and bear all costs and claims incurred. Respondent shall not take legal action, claim for compensation or any other requests to the organizer and its agent.

2. Management for Complaints

2.1 Organizer shall set up an intellectual patent protection center to deal with complaints applicable to these principles that happen during the exhibition.

2.2 Complaints Accepted:

- (1) Patent Infringement Dispute;
- (2) Infringement of Trademark Dispute;
- (3) Copyright Infringement Dispute;
- (4) Other Intellectual Property Disputes;

2.3 Complaints should meet the following conditions:

(1) Complainant shall be the obligee or interested person; In terms of patent, the interested person including patent license contract licensee and legal successor of patent. Among these, licensee of Exclusive License Contract could make the separate complaint; with the patentee's agreement, licensee of Sole License Contract could make the separate complaint; Unless otherwise specified in the contract, licensee of Simple License Contract shall not make the separate complaint.

(2) Respondent shall be the exhibitor of CIOE2026;

(3) There are clear requests for complaint;

(4) If there is any suspect of intellectual property infringement in the exhibition, complainant shall make the complaint in written form to the intellectual protection center;

(5) For previous property infringement which happens again, complainant shall provide the valid settlement documents after the closing of previous exhibitions, such as court's written judgment, administrative disposition decision and conciliation statement, reconciliation agreement etc. Otherwise the center could reject to deal the repeated complaint;

(6) Hasn't bring a suit in the people's court or make the handling request to the relevant government competent department;

2.4 The center shall not settle the complaint or request in one of the following cases:

(1) Complainant or claimant has made the complaint of intellectual property infringement to the people's court;

(2) There is ownership dispute of intellectual property, and in the hearing procedure of people's court or conciliation proceedings of departments of administer intellectual property work;

(3) Patent right is under procedures for requesting invalidity declaration;

(4) Patent right has been terminated and patentee is handling the recovery procedure.

2.5 If complainant makes the complaint and asks the center to take action to the respondent, complainant shall bear all costs caused and make compensation to the all parties for economic losses by improper complaints.

2.6 Processing Program

(1) Complainant shall fill the Exhibition Intellectual Property Infringement Dispute Complaint Form and explain the complaint fact and reason and provide the following documents in duplicate:

① Valid documentation of the complainant; Power of Attorney is required for entrusted agent.

For patent property, the proof of patent succession or copy of patent license contract if the complainant is interested party.

Except exhibitor, if complainant is foreigner, foreign company or foreign organizer, the valid documentation shall be notarized; Power of Attorney shall be notarized as well for entrusting the agent. (It is the same complainants from Hong Kong, Macao and Taiwan regions)

② For patent property, patent announcement documents of right claim.

③ Intellectual property ownership certificate of right claim. Patent certificate and copy of the patent registration or patent annuities receipt of State Intellectual Property Office in recent year.

(2) After auditing the listed documentations, the center shall give one to the respondent and ask for submission of the written pleadings in one day.

(3) Respondent can submit non-infringement proof to the center after being complained. During the defense period, proof submission is not allowed, and the center reserves the right to stop the display of infringing exhibits if they're suspected to infringe the intellectual property right.

(4) It is acceptable and shall resume exhibiting for respondent of suspended display to submit the additional evidence to the center.

(5) If the people's court or intellectual property management department judges the exhibit infringed and the judgement takes legal effect, the center reserves right to stop its display.

(6) If necessary, the complainant is permitted to take photo, video or other methods of the exhibits as evidence, and the respondent shall cooperate.

(7) Organizer will assist the intellectual property management department to take sample or register preservation measures, the respondent shall accept.

(8) To maintain exhibition order, the complainant shall not take further legal action to the respondent onsite after the case handled by the center and accepted by the respondent until the end of the exhibition.

3. Responsibilities

3.1 Respondent shall implement the decision once receiving the written notice of complaint center; it is unacceptable for respondent to request for refund in the reason of the decision is against them (including but not limited to the booth rental, advertisement fee, insurance charge and administrative cost etc.).

3.2 The organizer shall decide the suspension of the respondent's participation when the center accepts the complaint.

3.3 The organizer reserves the right to cancel the participation under any of the following circumstances and refund is not acceptable:

(1) The respondent refuses or delays to carry out the decision;

(2) The respondent impedes or refuses the center staff to examine and take photo. Or refuse to sign the letter of commitment after the complaint;

(3) The respondent displays the suspected exhibits at the same exhibition after receiving the complaint of infringement.

3.4 The organizer shall cancel their participation permanently for exhibitor that complained by more than two complainants in two consecutive exhibitions, or complained by the same complainant for more than 4 different infringements.

4. Supplementary Articles

4.1 The disputes applicable to the above regulations are applicable to Law of the People's Republic.

4.2 The regulations shall come into effect as of the publication day and the organizer reserves the right to revise from time to time.

APPENDIX 2 BETTER STANDS PROGRAMME

One single stand can create around 4 tonnes of waste. They also take longer to build, are more risky to plan and can contain a lot of hidden costs. We believe that by moving away from the use of disposable exhibition stands we will improve the ease, quality, safety and sustainability of the exhibitor experience at our events. We would like our exhibitors/contractors to join us in moving towards the future of exhibiting.

Do you know what happens to your stand?

What is a disposable / single-use stand?

Space only / raw space stands made to be used only once which are usually constructed from raw materials at the venue during build up. The stands are demolished and disposed of after the event and the stand materials are not reused or recyclable.

What is a reuseable stand?

A reusable / non-disposable stand is constructed using materials designed to be used multiple times. There are almost endless variations of multiple use stands to suit every size and desired appearance.

Benefits to building a non-disposable stand

- Faster, cleaner and safer build with a more reliable timeline – no stress!
- Reduced costs due to a lower waste bill and fewer labour hours
- Higher quality look and feel for your stand
- Demonstrates your company's commitment to sustainability with a lower environmental impact

What are the new regulations?

what we encourage you to do?	We do not encourage
All core structure elements, i.e. walls, floor platform, ceilings, furniture and etc should be constructed with reusable materials, e.g. frame & fabric, reusable panels and etc.	The use of other raw materials to construct the core structure elements, i.e. walls, floors and ceilings, that are not planned to be reused or recycled after use.
The stand structure should be prefabricated and ready to assemble onsite.	Building from scratch onsite of any stand core elements.
Final adjustment to prefabricated pieces for fitting purposes is allowed.	The use of non-recyclable carpet, PVC vinyl flooring.
Final coat of acceptable TVOC paints for repair purposes only.	
The use of LED lighting.	
Floor flats and system floors should be cut to size before coming onsite and be recyclable and/or reusable.	
The use of recyclable / recycled / 2nd hand carpet, other eco vinyl flooring / coverings.	

* A prefabricated stand is one which arrives at the event in component pieces ready to put / assemble together, reducing the need for construction work onsite. At the end of the event the stand is dismantled back into pieces and stored for reuse at another event.

You must make your appointed stand contractor aware of the regulations and brief them to design and build a sustainable, multiple use stand. For more information, please contact our Sales Team or Operations team

We would also like to encourage you to join our sustainability efforts by completing the 8-points checklist enclosed in this document.

Pre-show	For your travel and transport, choose the most sustainable option possible for your journey to and from the event. Consolidate your shipments and use logistic companies that have sustainability credentials
	When purchasing promotional items, consider the amount you order, the environmental credentials of the materials they are made from, as well as whether they are useful giveaways that will be used long after the event is over
	Help to support the sustainability of the local area by using local suppliers and considering the sustainability credentials of the hotels you book
	Inspire the sustainable development of your industry by promoting your company's and your products' sustainability credentials
Show Period	Select energy efficient, LED lighting and other equipment for your stand and be sure to power down your equipment at the end of the day
	Reduce paper handouts by going digital and source recycled, sustainably certified paper options where printing is needed. Eg, FSC or recycled paper
	Ensure you and your contractor are aware of and compliant with all health, safety and security requirements
	Get involved with the numerous initiatives and conversations throughout the event which aim to help facilitate and inspire the sustainable development of your industry

Would you like to work with us on the sustainability of the event? Contact the event team or reach out to Informa's sustainability team for more information at sustainability@informa.com

APPENDIX 3 SECURITY MANAGEMENT AND REGULATIONS OF BOOTH CONSTRUCTION

Regulations of Construction Management

All exhibitors and contractors must abide by Safety Management Regulation of SW, please read carefully and perform strictly according to the rules.

1. Basic regulations

- (1) According to fire safety regulations, in order to ensure the safety of the booth, all booth construction must be completed by a professional and qualified constructor.
- (2) Design and installation of booth are not allowed to exceed corresponding functional areas delineated by yellow line, construction violations beyond the boundary of the yellow line will be required to dismantle, and the resultant consequences will be assumed by organizer (co-organizer), exhibitor and constructor.
- (3) Booth design must comply with professional technical norms (like electrical safety use, fire protection, structure, water supply and drainage, etc.).
- (4) Height limit of raw space overall structure: the all construction height of booth is limited to 4.5 meters. Two-tier system or higher is not allowed. The single span of a wooden structure is limited to 6 meters, single span of steel structure or steel-wood structure (including line steel square tube, iron frame) is limited to 8 meters. For formed steel net frame, the span can be widened according to its cross section, but limited to 12 meters (include net frame construction for professional stage).
- (5) Booth Design must take the neighbor and visitor's vision into consideration. All drawings should be strictly in accordance with the opening position of the floor plan. Booth faces the aisle and with a height of 2.5 meters or less should not be completely enclosed. At least 1/2 of the design should be open.
- (6) Adjacent booths (including raw space between standard booth), if their heights of the back plate not the same but both within the limited height, it requires to use the clean white materials to cover the exposed part.
- (7) Special construction and huge equipment should pay attention for the outlet of well lid, in case the technical operator solve the facility problems. If the back wall or platform can't avoid the well lid, please go to the service desk and apply facility relocation.
- (8) Please see the "Management Regulations of Fire Protection" of the manual for details about the width and quantity of firefighting access.
- (9) It is forbidden to damage, pollute or destroy in other ways the main building and ancillary facilities of the venue, including not to use nails or pile driving to fix objects on the ground or wall of the venue, not allowed to use materials which are difficult to remove like grease, paint, glue and so on, not allowed to lean, press, pull or hang on the walls, ceilings or any other special facilities and equipment (like pipes, embedded fitting, etc), and not allowed to suspend structural load-bearing objects on venue facilities without permission.
- (10) Carpet laid in public area, passage or booth must meet the difficult-flammable standard of level B1 or above, and the quality shall satisfy national environmental protection, fire prevention and flame retardant standards.
- (11) Glass for booth construction must be tempered glass, laminated glass or any other glass of high safety performance. All glass used for decorative purposes and non-bearing uses must also be guaranteed not to cause harm to people. Exposed glass corners must be processed or protected to prevent personal injury. When transparent glass is used as a wall material, it must be clearly marked within the normal visual field to prevent accidental collisions and injuries.
- (12) The glass used to build booths must be tempered glass with the national standard 3C mark and provide the proof for checking onsite. The thickness of glass that larger than 2 square meters shall not be less than 8mm. It is also required to provide relevant material inspection reports and affix the official seal of the construction unit. There should be obvious mark on the large glass avoid to hurt someone; It is forbidden to set the booth structure on the surface of smooth glass.
- (13) For constructing hard objects with sharp corners, decorative structures protruding or concave on the ground, ropes or cables that are dragged and dropped on the ground, and articles that are likely to cause crushing injuries, in the range of height or plane that may cause personal injury, protective measures and eye-catching warnings must be taken to prevent accidental injury.
- (14) During the construction operation, the exhibition center has the right to stop the construction of booths that has not been approved, does not meet the technical specifications or related regulations, and have other unsafe factors, raw space constructors and official contractor shall make rectifications according to requirements.
- (15) During build-up time, constructors are not allowed to open the underground ditch cover of the venue, and use the ditch as wire laying path. Wire laying shall be solved in the booth.
- (16) Constructors shall get construction permits and assurance for their workers during construction period. All workers shall wear the working pass and observe the management. If not, management personnel on site have the right to cancel the construction qualification of illegal workers.
- (17) During break-down time, raw space contractor shall clean up all garbage and articles within the specified time, and get the cleaning deposit after being checked and confirmed by working staff of exhibition center. Otherwise the venue has right to not return the deposit.
- (18) After the exhibits and other bulk items have been transported out of the exhibition hall, they should be timely removed from the red line and it is forbidden to piled up within the scope of the red line. Any items that cause a blockage in violation of this rule will be forcibly removed, and the offender will bear all resultant expenses.
- (19) Constructors shall take necessary safety precautions according to relevant national laws and regulations to guarantee personal safety of booth construction personnel.
- (20) The structured ceiling area of the special booth shall not exceed 50% of the total.
- (21) The zigzag ladder is in the height limit of is 2m, and it is not allowed to work standing at the top of it; Only one worker is allowed on the ladder, and at least one worker should support the ladder. While the ladder is moving, no one is allowed to stand.

- (22) When the construction height exceeds 2m, it must be using the Aluminum alloy scaffolding or mobile work platforms. The scaffolding boards must be fully covered in accordance with relevant national safety regulations. The operating layer must be equipped with security barrier. The scaffold can hold 2 workers at most, and at least one worker arranged to support the scaffold. If there are pulleys at the bottom of the scaffold, the foot brake should be locked to prevent movement; While the scaffold is moving, it is prohibited the worker on the it.
- (23) Personnel engaged in electrical work and high-altitude operations must hold valid qualification certificates that meet the specified requirements before commencing work. (High-altitude work: refers to operations conducted at or above a fall height baseline of 2 meters where there is a potential risk of falling.)
- (24) The high-altitude operation personnel must wear the safety harness properly, the chin strap must be fastened, a 5-point safety belt (full body safety belt) must be equipped and fastened, and the high-altitude operation certificate must be held;
- (25) The construction ladder must meet the requirements and provided with a factory certificate of conformity (prohibited the use of self-made ladders). After unfolding, the middle of the ladder should be set a hard support.
- (26) Using a column type TRUSS frame structure: with 9-15 columns or a building area of 500-1000 square meter, it is suggest to use electric hoists; If the quantity of columns exceeds 15 or the area is larger than 1000 square meter, it is suggest to use the top lifting point force method. (When using aluminum alloy truss structures such as gourd lift and support tray, it is must to made or prepare the electric/hydraulic lifting towers, customized scaffolding aids, and other safety aids in advance.)
- (27) Supervision of cutting and hot work operations, which require approval and protection, shall be approved and issued by the host or main venue unit. Safety inspectors of the exhibition hall shall supervise the hot work operations, inspect the issuance of certificates, safety protection measures, and personnel certification status;
- (28) On the first day of the exhibition, the fire extinguishers should be place on the booth, equipped with two of 5Kg ABC dry powder fire extinguishers for every 100 square meters, with 2 extinguishers in one group. For exhibits with batteries or new energy vehicles, water-based fire extinguishers (conventional) are required;
- (29) All battery storage and new energy vehicles are prohibited from charging after the visitors enters the exhibition hall. For those who have a need for charging, an application should be submitted and a dedicated person should supervise the charging operation after the hall close;

2. Raw space construction management

- (1) Construction workers of special types are required to have working qualification certificate issued by national or local labor department.
- (2) During build-up and break-down period, raw space constructors shall guarantee construction security, the organizer or co-organizer shall make construction safety inspection during these periods.
- (3) On site SW management staff of exhibition center will supervise the booth construction work from time to time. During the inspection, they have right to stop the construction without approval or violates technical regulations and safety construction management regulations. Constructors shall rectify in a timely manner to eliminate potential safety hazards in construction.
- (4) The actual construction area and the actual number of construction personnel of raw space must be truthfully reported during registration procedure, and pay management fees, non-conformity of area and use of multiple cards are forbidden. The constructors shall not register for other construction companies, and the offenders will be disqualified from entering the halls. The construction personnel must wear construction permit on site, obey the SW management of working staff of the exhibition center, and cooperate with their work.
- (5) Raw space constructors must have on-site person in charge, and add this person while making construction registration. The on-site person in charge is obliged to educate his construction workers with civilized and legal knowledge. If illegal or safety accidents occur, SW and related departments will investigate the responsibility of raw space constructor or (co) organizer.
- (6) During the construction, (co) organizer or raw space constructor shall care for facilities in halls and shall compensate for any damages.
- (7) Raw space constructors must construct according to booth design specifications, do not cut corners during the process, or change randomly the design, the constructors are responsible for all consequences caused by the material failing to meet the design requirements or the construction does not comply with the design technology.
- (8) The load-bearing components of raw space, such as angle steel, channel steel, and Fangtong, must be national standard products. It is not allowed to use decorative flexible metal materials or brittle materials (such as glass) as load-bearing components.
- (9) For raw space, the load-bearing columns and the load-bearing beams must adopt continuous solid materials to ensure the structural integrity and the joints should be kept firmly connected.
- (10) For special booth with no frame, its wooden wall thickness can not be less than 30 cm to make sure the land area of the wall and floor. The wooden wall higher than 3 meters must have the square steel or seamless tube as the inner-support. For special booth with frame, the wooden wall thickness can not be less than 15cm. Load bearing wooden walls must have solid wood as the internal supports.
- (11) Raw space structure safety must rely on the booth's own components, during construction, it is not allowed to press, pull, hang the walls, ceilings or ancillary facilities of halls or of the booths nearby.
- (12) For raw space constructors, it is strictly forbidden to engage in other activities unrelated to the construction, once found out, their permit of entering halls will be canceled. And under serious circumstances, SW has the right to forbid them from entering the exhibition center.
- (13) (Co) organizer or official contractor shall enhance their supervision and management on constructors, to ensure the cleanliness of municipal environment outside the red line of the exhibition hall during build-up and break-down period.
- (14) The official constructor and exhibitor must complete the clean-up of the booth according to the rental time agreed in the contract. The garbage and items in the exhibition hall must be cleaned up and taken away. The organizer and the official constructor should bear the corresponding supervision responsibilities and the end of the exhibition. After 72 hours, the SW staff confirmed the surrounding with the organizer and the official contractor, then returned the cleaning deposit.
- (15) The dismantlement of raw space respect the principle "who builds, who dismantles", the cleaning personnel must have entry permit and it is necessary to have release pass to transport materials removed from the booth out of halls. In order to protect the city environment and personal safety, it is forbidden to use human board trucks to transport booth garbage. (Mechanical dismantlement).
- (16) The garbage collection of raw space respect the principle "who makes, who cleans up", booth garbage should be transported to a legal landfill

or waste recycling station. It is forbidden to discard the garbage in other areas within the red line of exhibition halls, otherwise, SW will deduct the corresponding cleaning deposit according to the deduction standards.

(17) In order to protect the city environment around exhibition center, it is forbidden to dispose booth waste in municipal areas outside the red line of exhibition halls. If so, there will be serious punishment according to government regulations and shall assume related responsibilities.

3. Over time work management of build-up period

During build-up time, if raw space constructors need to work over time, they shall apply to official contractor before 14:00 of that day and go through over time working process.

4. Constructors' credit management and related processing regulations

(1) Constructors of temporary booths, other facilities and temporary buildings, must register at the industrial and commercial department. And have the qualifications of building construction or decoration construction or booth construction.

(2) SW will establish constructors' credit documents, for constructors that have hidden safety problems and refuses to rectify, or cause near-miss accidents or accidents because of themselves, the construction will be stopped to rectify, or the security deposit will be deducted, or they will be forbidden to enter the exhibition center.

(3) The rectification notice order will be given by SW, if there are not any effective rectification behaviors within the limited period required in the notice, it will be considered as refusing to rectify.

(4) For near-miss accidents or accidents occur during exhibition period, the constructors will be limited to enter the exhibition center within different periods according to accident liability confirmation. The banned companies are not allowed to enter the exhibition center to carry out construction operations within the banned period.

(5) SW will regularly announce the banned companies and banned periods on external network, and inform the (co)organisers. If there are banned companies enter exhibition halls to carry out construction during banned period, working staff of exhibition center have the right to stop their behaviors and clean them out.

(6) The constructors will be ordered to rectify under one of the circumstances below:

- a. Constructors that cut corners and do not construct in accordance with design technology;
- b. Construction materials (including electrical equipment) fail to meet safety requirements;
- c. Constructed structures (booth, other facilities, temporary buildings) do not meet safety requirements;
- d. Construction workers' protective equipment fails to meet safety requirements;
- e. Construction tools do not meet safety requirements;
- f. Construction workers have uncivilized construction behaviors;
- g. Construction personnel smoke at no-smoking area;
- h. There are other potential safety hazards on construction site.

(7) The security deposit will be deducted under one of the circumstances below:

- a. Constructors refuse to rectify potential security problems after receiving rectification notice order.
- b. Constructors cause near-miss accidents or accidents because of themselves.

(8) There are security accidents due to constructors' responsibility, the constructors' security deposit will be deducted and at the same time, they will be banned to enter the exhibition center.

Fire Fighting Management Regulations

1. Fire safety responsibilities that exhibitors and contractors must observe and perform:

- 1) All exhibitors and constructors must abide by these regulations and have the right and obligation to actively cooperate with the organizer and the staff of the exhibition hall to do all fire safety work of the exhibition.
- 2) Exhibitors and constructors are not allowed to bring flammable, explosive and dangerous goods (such as gasoline, diesel, inflatable gas tanks, oxygen cylinders, etc.) to participate in the exhibition. Those who have special circumstances must apply to the organizer and the exhibition hall in advance and report to the public security fire department for approval before the entrance, otherwise all consequences caused by it will be borne by the exhibitor.
- 3) Each exhibitor is the person responsible for fire safety within the scope of the rented booth, and has the right and obligation to stop acts that violate the fire safety management regulations within the scope of this responsibility area.
- 4) Exhibitors are strictly prohibited from placing exhibits outside the booth area or occupying aisles during the exhibition, so as to avoid blocking the public fire aisle.
- 5) Exhibitors who need to carry out construction must send a special person to supervise the contractors to do a good job in the fire safety of the booth construction. Booth construction and dismantling must be carried out by professionals and constructors with construction qualifications, business licenses and corresponding post operation qualifications, and consciously accept the supervision, inspection and management work of the exhibition site staff.

Any violation of the above provisions, depending on the situation the main construction contractor shall give verbal warning, written rectification notice or shut down and cut the power (refusal of rectification notice or not rectify after the rectification notice issued twice), report to the public security fire control authority. The main constructor shall not bear the all safety liability accidents and losses caused by.

2. Fire safety management regulations for booth construction and exhibition on-site

- 1) Fire protection regulations for booth construction: the structural roof of raw space shall not exceed 50% of the booth area. (calculate by each separate space), according to the standard that no less than 2 fire extinguishers should be equipped per 50 square meters. 5kg ABC dry powder fire

extinguisher (3C Certification) shall be put in an obvious place. The constructors need to follow the requirements to equip fire extinguishers at the booth at the first day of construction.

2) According to Article 20 of Chapter 2 of the National Fire Protection Law, the quality of electrical products must comply with national standards or the design and layout of installation, use and wiring and piping, and must comply with relevant national fire safety technical regulations;

3) The following items and methods of operation are strictly prohibited in the exhibition hall due to the danger of fire, short circuit, poisoning and other unsafe accidents:

- a. Using tungsten iodine lamp, neon lamp, flower wire, power cord without sheath wire, desktop electric saw, painting operation, etc.;
- b. Use high-power electrical appliances, overload electric wires, connect wires privately, and pull power cords arbitrarily; power cords go through public aisles without protection;
- c. Electrical appliances such as ballasts, electric boxes, light boxes, and high-temperature lamps and lanterns have not been fire-protected and protected;
- d. Heat objects such as lamps are too close to flammable materials (not less than 50 cm from non-combustible objects);
- e. At the wire switch connector, it must be connected securely and connected with a national standard junction box) to prevent accidents such as heat, fire and trip due to incomplete wiring. The three-phase load tapped by 380V is kept as three-phase balanced as possible, and the actual load does not exceed 80% of the designed capacity;
- f. All kinds of electrical products used in the exhibition hall must conform to national standards or industry standards. The use of various fake and inferior electrical products is prohibited. Otherwise, it will be ordered to be demolished on the spot upon detection;
- g. The application load must be consistent with the actual power consumption. It is strictly forbidden to report falsely, not to report, or to temporarily increase various electrical equipment, etc., which cause high temperature heating of the power line;

4) According to Article 11 of Chapter II of the Fire Protection Law, non-combustible and non-combustible materials should be used for the decoration and decoration of the booth. If it is necessary to use flammable materials (such as wood) to set up the booth, the fire department must first approve it and then set up the booth. The material must be flame-retardant treated. To build wood, you must use non-combustible (B1 or higher) boards or fully coated with fire-resistant paint (requires no less than three times of full painting, and the amount of each pass is not less than 500G / m²); the flame-retardant fabric must be flame-retardant. The cloth mantle or fully soaked in flame retardant water reaches level B1 or above (required to cover not less than two times of double-sided spraying). Materials samples and product inspection reports must be provided during construction declaration to prove that its combustion performance reaches level B1 (Flame retardant);

5) According to Article 18 of Chapter II of the Fire Protection Law, and Article 20 of Chapter III of Order No. 61 of the Ministry of Public Security, the exhibition hall, as a public place with high risk of fire and explosion, is prohibited from using open fire in the hall (Such as open flames, electric welding, gas welding, gas cutting, etc.) and bringing inflammable and explosive items (such as gasoline, gas, diesel, acetylene, Tianna water, alcohol, etc.) into the hall;

6) The booth for adding fire extinguishers is two of extinguishers per 100 square meters of floor area at least, equipped with 5Kg ABC dry powder fire extinguishers (3C certified) placed in a prominent position; On the first day of exhibition construction, the constructor is required to equip fire extinguishers for the booth as required.

7) According to Article 32 of Chapter 4 of the Fire Protection Law, if anyone finds a fire in the exhibition hall, they should report it to the police in time (fire alarm phone: 119 and fire alarm center fire phone of the exhibition hall), and obey the staff of the public security fire department. The organizer and the staff of the exhibition hall shall direct the fire extinguishing and evacuate the personnel outside the exhibition hall;

8) For booths with a surrounding area of more than 75% on the four sides, the evacuation exits should not be less than two, and the horizontal distance between the nearest edges of two adjacent evacuation exits should not be less than 5 meters. When the area of the booth is smaller than 72 square meters, the evacuation exit must be open, and net width shall no less than 2 meters, and higher than 2 meters. The straight line distance from the farthest point in the area to the evacuation entrance does not exceed 15 meters, one evacuation exit can be set;

3. The behaviors below are forbidden during exhibition period (build-up time, opening time, break-down time):

- 1) Piling up materials, exhibits and other items behind the booth, at public fire fighting accesses and within yellow lines;
- 2) Blocking, burying, occupying and blocking fire fighting facilities and equipment in exhibition halls. Including: Fire extinguishers, fire hydrants, infrared detectors, automatic fire extinguishing systems and pipes, fire protection doors, various isolation doors, security emergency exit doors, etc.;
- 3) During exhibition period, there are dangerous operations like open fire, cutting, grinding, welding, gas welding, painting, use of desktop chainsaws and so on in exhibition halls;
- 4) Fireworks and cold fireworks in exhibition halls;
- 5) It is forbidden to take gasoline, thinner, alcohol, hydrogen bottles, oxygen cylinders and other flammable and explosive products into exhibition halls. When there are diesel locomotive like cars, motorcycles or other fuel equipment for demonstration, it is not allowed to repair or to start the engine; For mechanical exhibits such as diesel locomotives, automobiles, tractors and all kinds of gasoline and diesel engines, the fuel should not exceed 5% of the total tank;
- 6) Smoking at the non-designated area of exhibition hall;
- 7) Use other building materials that are prohibited by other fire safety departments during booth construction;
- 8) Use iodine-tungsten lamps (sun lamps), neon lamps, and lamps with triggers, of high heating, high temperature, high pressure and potential safety hazards in booth;
- 9) Use switches of no leakage protection, plastic double twisted wires and plaited wires;
- 10) Use electrical resistance, heating, high-power and low-energy electrical appliances such electric stoves, ovens and so on;
- 11) Add lighting lamps, high-power electrical appliances and any other electrical equipment in standard booth;
- 12) Install lamps and other electrical equipment on inflammable objects without fire protection treatment or isolation protection; Electrical equipment liable to heat and high-power lamps can only be used after written approval by the hall; there must be no combustible, flammable goods around the high-power lamps and lanterns (within 0.5 meters);

- 13) It is forbidden to aim the spotlight and other heating devices at or near the fire sprinkler;
- 14) Prohibit any behavior that hinders fire safety such as fire alarm bell contact, fire hydrant, fire extinguisher, safety door and normal operation of monitoring facilities;
- 15) The electrical circuit laid in the concealed field shall be protected by metal pipe or flame retardant PVC pipe, and the closed light box shall be installed with vent which can dissipate heat;
- 16) Hydrogen balloons are not allowed in the exhibition hall. Without the written approval of the exhibition hall, it is forbidden to bring any balloon into the exhibition hall. Once found, the exhibition hall has the right to remove it. The cost of removal shall be paid by the exhibitor;
- 17) Strictly implement the relevant provisions on building materials in the <Fire control regulations of Special Economic Zone- Shenzhen >;
- 18) The packing boxes, paper scraps and other sundries used during the exhibition shall be cleared out of the exhibition hall in time before the opening of the conference. It is strictly prohibited to stack them in the booth, on the top of the cabinet or behind the panel wall of the booth.

Water, Electricity Management Regulations

The installation of electrical facilities must conform to the national power industry regulations, strictly in accordance with the national "Regulations on the Safety Management of Large-scale Mass Activities", the fire safety regulations, "Design Regulations for Low-Voltage Power Distribution (GB50054-2011)", and "Temporary Power Safety at Construction Sites" Technical Specifications (JGJ46-2005) ", " Building Electrical Engineering Construction Quality Acceptance Specifications (GB50303-2015) ", " General Electric Equipment Power Distribution Design Specifications (GB50055-2011) "and other specifications, as well as the relevant fire safety regulations of the exhibition hall and The specific requirements of this provision are implemented.

Power supply information

SW supply capacity(A)	SW accessible capacity(A)	Remarks
5760A	4608A	2*2000KVA voltage transformer

Water supply information

SW water pressure (MPa)	SW water output (m3) /hr	SW water discharge (m3) /hr	Remarks
0.2	50	250	

- 1. Operator regulations: Electrician operators must hold valid low-voltage electrician or high-voltage electrician certificates;
- 2. Material requirements: Electrical materials must have sufficient safe ampacity. Wires should use ZR-BVV (flammable double plastic copper core wire), ZR-RVVB sheathed wire or ZR-VV cable, and the use of twisted pairs (fancy wire and aluminum core wire);
- 3. Lighting rectifiers and triggers must be qualified products tested by the fire department;
- 4. Installation requirements: The number of electrical equipment (including lamps and sockets) for each protection circuit of lighting distribution must not exceed 25, and the total capacity is less than 3KW or 16A current;
- 5. The three-phase non-mechanical power load is greater than or equal to 20A current, the air circuit breaker must be set for hierarchical protection. If the single-phase load is greater than 16A, three-phase power supply should be used to distribute the power load evenly to achieve a three-phase power distribution balance;
- 6. The booth must provide its own control box for the total power consumption of the booth, equipped with safe and reliable air circuit breakers and leakage protectors (30mA, operating time less than 0.1S) in accordance with specifications, and installed in a safe, obvious, convenient location for operation and inspection; The booth must prepare a flame-retardant secondary booth electrical control box which is meets national standards according to the declared specifications. The electrical box must be with covered and have complete locks. equipped with safe and reliable air circuit breakers and leakage protectors (30mA, operating time less than 0.1S) in accordance with specifications, and installed in a safe, obvious, convenient location for operation and inspection.
- 7. The main switch protection setting of the main control power box for the booth power consumption should be less than or equal to 80% of the switch protection setting of the fixed power box connected to the exhibition hall to ensure the safe operation of the power supply system of the exhibition hall. If the setting value of the booth switch protection cannot be adapted, the exhibitor or contractor should adjust the power consumption by himself until it meets this requirement;
- 8. General lighting, mechanical power, frequency conversion equipment, silicon controlled control equipment, stage dimming equipment, sound amplifying equipment and 24-hour electric equipment shall be set up with independent circuits according to the classification, and it is strictly prohibited to share the same circuit. One main and one standby double circuit power supply shall be installed for important electrical equipment, important occasions and positions; The user burden the fee of power supply equipment for the double circuit power.
- 9. The construction temporary power lines should use sheathed copper core flexible wires, with no connecting heads and must be equipped with protective switches.
- 10. It is prohibited to electricity directly plug the power cord into the power socket. It must be connected using a plug or a fastening screw.
- 11. Emergency treatment for power failure: the exhibitor or builder shall be responsible for the failure treatment of the booth;
- 12. During the activity (exhibition), in case of power failure of the booth, the electrician on duty of the booth of the contractor shall deal with the problem in time and solve the problem. It is strictly prohibited to close the switch with fault;
- 13. In case of power failure caused by the tripping of the switch protection of the fixed power distribution facilities in the exhibition hall, the electrician on duty at the booth of the Builder shall first check the electrical equipment and circuit for troubleshooting, and immediately inform the electrician of the exhibition hall to be on site for treatment. It is strictly forbidden to switch on and power on again without finding out the cause. If accidents and economic losses are caused due to switching on without permission, relevant personnel and units will be investigated for responsibility;

14. During the event (exhibition), in case of power failure in the booth, the exhibition hall has the right to adjust the power line and load of the event (exhibition) in order to ensure the power safety of the event (exhibition), and the exhibitors and builders must cooperate;
15. The pavilion finds hidden dangers in the use of electricity in the booth, and informs the builder's on-duty electrician on site to handle it, and can also take coercive measures such as cutting off the power to ensure safety. If serious safety hazards or violations of regulations are discovered, in order to ensure safety, the exhibition hall has the right to stop power supply without notice;
16. The activity (exhibition) power (water) must submit the "Approval Form for Activity (Exhibition) Power (Water) Application" to the service point of the exhibition hall. If the booth's electrical equipment needs 24 hours power supply, you should fill in the "Activity (Exhibition) 24-Hour Electricity Application Declaration Approval Form" to apply to the venue service point. The 24-hour power equipment should be equipped with an independent power circuit and equipped with appropriate and reliable protection switches to ensure that the 24-hour power equipment has no hidden troubles and ensure the safety of the hall's power consumption;
17. If power distribution lines for mechanical power and silicon-controlled stage dimming equipment and other special power are not allowed (or inappropriate) to install 30mA leakage protectors, exhibitors or constructors shall provide services to the exhibition hall after approval by the organizer. Click to apply for approval and sign the "Special Electricity Safety Commitment" to assume any responsibility arising therefrom. During the implementation process, exhibitors or constructors must take strict and adequate protection measures to ensure the power supply system and personal safety;
18. Computers, precision instruments and other equipment should be installed with an uninterruptible power supply for protection. The data loss and damage of computers, precision instruments and other equipment due to power interruption, the exhibition hall is not responsible for compensation;
19. Do not use high-power electric heating equipment (such as electric kettles, electric stoves, irons), except for the demonstration of exhibits.
20. The exhibitor or constructor shall bear all responsibilities in the following cases:
- a. Loss caused by failure of equipment and electrical wiring of the booth caused by power failure of the power switch protection action of the exhibition hall;
 - b. For power distribution lines that are not designed and installed in accordance with regulations and specifications, losses caused by power supply failures during use;
 - c. Loss caused by power supply failure during the use of power distribution lines and loads that do not comply with the approved drawings and construction, which do not comply with the declaration review;
 - d. No exhibitor or constructor electrician is on duty and cannot handle the losses caused by power failure in a timely manner;
 - e. In case of serious hidden safety hazards or violations of regulations, in order to ensure safety, the exhibition hall shall take the loss caused by compulsory measures such as cutting off the power supply;
 - f. Losses caused by power outages of important, expensive, special requirements electrical equipment and exhibits without special protection measures (such as self-contained emergency power supply devices);
 - g. Other losses caused by the negligence of the exhibitor or constructor;
 - h. Due to natural disasters such as earthquakes, floods, typhoons, and tsunamis, loss caused by irresistible factors such as power grid outages in the city, government emergency, etc., the exhibition hall, exhibitors and constructors shall be exempt from liability;
 - i. During the closing period of the event (exhibition) every day and the closing of the event (exhibition), the exhibition hall will take safety measures for power outages. If you want to temporarily reserve power during this period, you should report to the on-site service point of the exhibition hall in advance. Make a written application for electricity;
 - j. The exhibitor entrusts the home-builder to build the standard booth's power management, which is the responsibility of the home-builder. Involve the booth to increase the electricity service items (such as sockets, lamps, etc.), should apply to the main site constructor, and provide services, deployment and control of electricity load;
 - k. The exhibition hall shall conduct on-site management and inspection of the contractor's construction, and supervise its implementation of these regulations. The construction contractor shall consciously accept the management and inspection of the exhibition hall, and shall discover the hidden dangers to cooperate with the rectification, and shall not refuse to inspect or refuse to rectify.
- l. Handling of violation:
- A) If the distribution and installation of the booth does not meet the requirements of relevant national standards or there are potential safety risks of electricity use, the exhibition hall has the right to ask for immediate rectification; if they refuse to rectify, it will cause failure of power supply or power outage and exhibitor and the builder shall be responsible for all the consequences. Accidents and economic losses caused will be investigated according to relevant regulations.
 - B) If you do not apply for electricity through the normal process, but use and install or pull randomly, the hall will cut out the power and punish according to the relevant standards.
 - C) Those who damage the exhibition hall's electrical equipment and facilities shall be compensated according to the corresponding standards. If other economic losses are caused, the damaged person shall be responsible for compensation.
 - D) For those who do not truthfully report or underreport electricity consumption, once find out, the hall will charge a corresponding penalty and require rectification.
 - E) It is strictly prohibited to switch on with fault; relevant units and personnel shall bear all the accident responsibility and economic compensation cause by switching on without authorization.
 - F) If the exhibitor dismantles, builds the lighting or wiring, or moves the lighting and the distribution box of the stand without permission, the hall shall request the organizer to order the contractor to revert. The exhibitor or the organizer will be responsible for all cost caused by.
19. The use of computer networks in the exhibition hall must strictly abide by relevant national laws and regulations.
20. The use of wired routers and wireless routers is strictly prohibited in the hall. If router equipment is found to be used, the exhibition hall will close its computer network port, and all responsibility for it will be borne by the user.
21. To ensure that the booth drainage conform to the national sewage discharge standards and prevent environmental pollution, the exhibitors must comply with the following regulations:

1) The drainage contains animal and vegetable oils, flour, butter, which can solidify into blocks, as well as toxic and harmful substances such as emulsions, cyanides, acids and bases, industrial oils, heavy metal ions, etc. It cannot be directly discharged into the drainage system of the exhibition hall. Exhibitors need to take out of the red line area of the exhibition hall and dispose themselves.

2) The exhibitor shall take full responsibility for any equipment damage, environmental pollution, or violations of laws and regulations caused by improper drainage by them.

22. Exhibitors or constructors are prohibited from bringing their own air compressors, except for those construction needs or as the exhibit. Under the situation that the facilities of the Shenzhen International Convention and Exhibition Center cannot meet exhibitors needs, special types of air compressors may be allowed to be brought as appropriate. All air compressors brought into the Shenzhen International Convention and Exhibition Center must comply with relevant safety standards and regulations and must be placed in the designated area of the Center to avoid affecting the exhibition environment and safety. The process is as follows:

a. The exhibition hall cannot meet the require compressed air pressure above 1MPa. They can apply to the organizer to bring their own air compressor and confirmed by the exhibition hall's operation department.

b. Exhibitors bring own air compressors, gas storage tanks, and other equipment that fall within the scope of national special equipment management. It is required to provide product qualification certificates, pressure vessel testing reports for gas storage tanks, and registration certificates for use.

c. Exhibitors bring own air compressors that must apply for dedicated electricity according to power and provide equipment placement area data to the exhibition hall to arrange the placement of air compressors reasonably.

23. Regarding the use of computer networks to engage in activities that endanger national security, leak national secrets, and violate relevant national laws and regulations, we will cooperate with public security organs to conduct investigations and obtain evidence in accordance with relevant laws and regulations.

24. Strictly observe network etiquette and ethics, consciously resist bad information, and do not use computer networks to conduct various illegal and illegal activities.

25. According to relevant national regulations, in order to strictly manage WiFi networks and ensure the security of WiFi networks, real-name registration is implemented for accessing WiFi networks.

26. The user must keep the account and password properly, and it is strictly forbidden to lend the account to others. The user will lend the account to others for use, and all the responsibility for it will be borne by the user.

Dismantling Regulation

1) The official constructor and exhibitor must complete the clean-up of the booth according to the rental time agreed in the contract.

2) The dismantlement of raw space respect the principle "who builds, who dismantles", the cleaning personnel must have entry permit and it is necessary to have release pass to transport materials removed from the booth out of halls. In order to protect the city environment and personal safety, it is forbidden to use human board trucks to transport booth garbage. (Mechanical dismantlement)

3) The dismantlement of raw space respect the principle "who makes, who cleans up", booth garbage should be transported to a legal landfill or waste recycling station, it is forbidden to discard the garbage in other areas within the red line of exhibition halls, otherwise, SW will deduct the corresponding cleaning deposit according to the deduction standards.

4) In order to protect the city environment around exhibition center, it is forbidden to dispose booth waste in municipal areas outside the red line of exhibition halls. If so, there will be serious punishment according to government regulations and shall assume related responsibilities.

Note: APPENDIX 4 is quoted from GL EVENT LIVE (SHENZHEN) CO., LTD and applicable for hall 1 to hall 13.

APPENDIX 4 SAFETY MANAGEMENT OF CONSTRUCTION CONTRACTOR

1. The comprehensive scoring standard for contractor safety management

NO.	Details		Standard		
	Item Type of Violation	Description	First Time	Second Time	Third Time
1	Safety management regulations	Construction workers don't wear the badge as required (one badge one worker)	Deduct one point	Deduct three points	Deduct five points and shut down for 2 hours
2	Safety management regulations	Construction workers don't wear safety helmet as required	Deduct one point	Deduct three points	Deduct five points and shut down for 2 hours
3	Safety management regulations	Climbing high operation without protection	Deduct one point	Deduct three points	Deduct five points and shut down for 2 hours
4	Safety management regulations	Wear the slipper or barely work	Deduct one point	Deduct three points	Deduct five points and shut down for 2 hours
5	Safety management regulations	Stand on the top structure of the booth to work	Deduct 1 point	Deduct 3 points	Deduct five points and shut down for 2 hours
6	Fire management regulations	Construction materials don't meet the requirement	Deduct three points	Deduct six points	Deduct ten points and shut down for 2 hours
7	Fire management regulations	Construction structure exceed the ceiling area	Deduct 3 points	Deduct 6 points	Deduct 10 points and require special rectification
8	Fire management regulations	Nit equip fire extinguisher as required	Deduct 3 points	Deduct 6 points	Deduct 10 points and require special rectification
9	Fire management regulations	Violate smoking regulations in the hall	Deduct five points	Deduct 10 points	Deduct 15 points
10	Structural safety hazard	Construction structure is instable	Deduct three points	Deduct 6 points and require special rectification	Deduct 10 points and shut down for rectifying
11	Structural safety hazard	No fixed handling for temporary structure	Deduct 3 points	Deduct 6 points and require special rectification	Deduct 10 points and shut down for rectifying
12	Structural safety hazard	With insufficient workers during the main structure splice period	Deduct 3 points	Deduct 6 points and require special rectification	Deduct 10 points and shut down for rectifying
13	Structural safety hazard	Beam droops caused by too large span or not enough force	Deduct three points	Deduct 6 points and require special rectification	Deduct 10 points and shut down for rectifying
14	Structural safety hazard	Structure joining technology is unqualified (Beheaded beam, wire connection)	Deduct three points	Deduct 6 points and require special rectification	Deduct 10 points and shut down for rectifying
15	Structural safety hazard	The supporting force of booth structure is not enough	Deduct three points	Deduct 6 points and require special rectification	Deduct 10 points and shut down for rectifying
16	Structural safety hazard	Glass is insecure (must be armored glass)	Deduct three points	Deduct 6 points and require special rectification	Deduct 10 points and shut down for rectifying
17	Structural safety hazard	Top ceiling structure of the booth sags because of the unstable ceiling	Deduct 3 points	Deduct 6 points and require special rectification	Deduct 10 points and shut down for rectifying
18	Structural safety hazard	Hang goods insecurely (chandelier, light box etc.) on the booth beam	Deduct 3 points	Deduct 6 points and require special rectification	Deduct 10 points and shut down for rectifying
19	Violation of electricity	Usage of electric wire and equipment in the booth are not as required	Deduct three points	Deduct six points	Deduct 10 points and shut down for 2 hours

20	Violation of electricity	Connect technology for electric device is not as required	Deduct three points	Deduct six points	Deduct 10 points and shut down for 2 hours
21	Violation of electricity	Overload electric usage or shunt	Deduct three points	Deduct six points	Deduct 10 points and shut down for 2 hours
22	Violation of electricity	Connect and use electric without permission	Deduct five points	Deduct 10 points and shut down for 2 hours	
23	Main Contractor Rules	Connect the hall electric box with damaged box or box with quality problem	Deduct three points	Deduct six points	Deduct 10 points and shut down for 2 hours
24	Main Contractor Rules	Unload goods and make construction before doing entering procedures	Deduct 10 points and shut down		
25	Main Contractor Rules	Actual structure is not consistent with the approved drawing	Deduct five points	Deduct 10 points and require special rectification	
26	Main Contractor Rules	No person in charge during the construction	Deduct three points	Deduct six points	Deduct 10 points and shut down for 2 hours
27	Main Contractor Rules	Electrician failures to perform duties as required	Deduct three points	Deduct six points	Deduct 10 points
28	Main Contractor Rules	Leave the construction garbage in the booth or in the red-line area after the construction	Deduct 10 points		
29	Main Contractor Rules	Leave the construction garbage in the booth or in the red-line area after the exhibition	Deduct 10 points		
30	Main Contractor Rules	Rough construction	Deduct 10 points		
31	Main Contractor Rules	Violation of move-out regulations	Deduct 5 points		
32	Main Contractor Rules	No beautification for the back structure	Deduct three points	Deduct six points	Deduct 10 points and require special rectification
33	Main Contractor Rules	Violation of volume regulations	Deduct three points	Deduct six points	Deduct 10 points and require special rectification
34	Main Contractor Rules	Usage of wooden ladder in construction	Deduct three points	Deduct six points	Deduct 10 points and shut down for 2 hours
35	Main Contractor Rules	Disobedience to management of main contractor staff	Deduct 5 points	Deduct 10 points and shut down for 2 hours	
36	Main Contractor Rules	Construction quality and service attitude (dispute with exhibitors or make trouble at the booth)	Deduct 10 to 100 points		
37	Main Contractor Rules	Safety accident happens	Deduct 10 to 100 points		
38	Main Contractor Rules	Violation of other management rules	Deduct 1 to 100 points		
39	Main Contractor Rules	Fail to submit the drawing before the specified time in the manual (overdue drawing submission)	Deduct 10 points		
40	Main Contractor Rules	Successfully submitted but need revise or supplement the files and get approved within 3 times.	Accumulated deduction adds 1 point for each additional time.		
41	Epidemic Prevention Rules	Fail to register as required.	Deduct 1-100 points		
42	Epidemic Prevention Rules	Fail to equip the protective equipment as required (e.g. wearing masks correctly).	Deduct 1-100 points		
43	Epidemic Prevention Rules	Fail to equip the disinfection facilities as required.	Deduct 1-100 points		
Grading System	Apply the 100 grading system: for the next year, those construction contractors who grades lower than 90 should pay double construction deposit; who lower than 80 should pay double construction and management deposit; who lower than 70 should in the black list and forbidden in the next year.				

2. Security deposit deduction standards of construction violations

Level of accidents (potential hazards)	Deduction standards	Type of accidents	Description	Amount deducted (RMB)
Level C	500 to 8000 RMB	Fire protection security	Use unqualified distribution box and does not correctly install it and the no leakage protection switch, plastic twisted-strand and yarn without sheath protection.	500
			Fail to configure fire extinguishers according to regulations or use unqualified fire fighting equipment. Block, bury and occupy fire fighting facilities and equipment.	500
			During the exhibition period, use open fire to demonstrate or smoke in the non-smoking area, or perform dangerous operations such as open fire, metal cutting, grinding, welding, painting, and using table chainsaws in the exhibition hall.	2000
			During exhibition period, fire fighting access is blocked due to constructor's responsibility, and they refuse to rectify after receiving <rectification notice order>	3000
			Bring the inflammable products such as gasoline, thinner, alcohol and explosive products such as hydrogen bottles, oxygen bottles and acetylene bottles into the exhibition hall.	3000
			Construction materials that do not meet fire protection requirements.	3000
			Spotlights and other heating devices aim at or approach the fire sprinkler; or illegally install the lighting and high-power appliances and other electrical equipment in the standard booth.	3000
			Bring the balloons and drones to the hall without approval.	3000
			During exhibition period, there are fire fighting security potential hazards because of the use of unqualified electric appliance or electric construction, and constructors refuse to rectify after receiving <rectification notice order>	3000
			During exhibition period, there are electrical accidents like tripping of system switch of power supply in an area and so on due to constructor's responsibility, and the accidents do not cause any personal injuries or other property losses.	3000
			During exhibition period, there is smock and fire in booth and has ignited the objects nearby due to constructor's responsibility, and the accidents do not diffuse and cause any personal injuries or other property losses.	4000
			During exhibition period, there is smock and fire in booth and has ignited the objects nearby due to constructor's responsibility, and the accidents do not cause any personal injuries or other property losses.	8000
Level C	500 to 8000 RMB	Construction security	During the period of installation and removal, workers of the contractor incorrectly wear the safety helmet or do not wear the safety belt in climbing high operation; use the herringbone ladder higher than 2m; use any broken, bent, excessively rusty, altered or other structurally damaged scaffolding or mobile working platform; pass tools and goods by throwing or other dangerous behaviors.	500
			Using unsafe machines and tools; privately uncover the pavilion trench cover.	2000
			During exhibition period, construction without proper technology, and has caused structural security potential problems like booth structure frame and so on, and constructors refuse to rectify after receiving <rectification notice order>	3000
			During exhibition period, there are accidents of structure components collapse like structural beam collapse and so on, and the accidents do not cause any personal injuries or other property losses.	4000
			Refuse to rectify the hidden danger of construction or fails to rectify as scheduled.	5000
			Rough construction or exceed operation for the construction area.	5000
			Drunk on duty or dangerous work.	5000
			Use nails or piles to fix objects on the ground or wall; use human trailer incorrectly to clear the booth garbage.	5000
			Use grease, paint, glue and other materials that are not easy to remove to pollute the ground or walls.	5000
			During exhibition period, there are partial collapse accidents due to constructor's responsibility and the accidents do not cause any personal injuries or other property losses.	8000

Level C	500 to 8000 RMB	Public security	Refuse to cooperate with site staff management and inspection.	2000
			During exhibition period, there are fighting between construction personnel and the accidents do not cause any personal injuries.	4000
			During exhibition period, there are fighting between construction personnel and the accidents have caused minor personal injuries of 1 to 3 persons.	6000
Level C	500 to 8000 RMB	Special equipment security	During the exhibition period, motor vehicles in the area of the convention and Exhibition Center do not drive according to the speed limit sign, or ultrahigh, overload, speeding, drunk driving and other violations.	2000
			During the exhibition period, the motor vehicles have no license or valid safety inspection certificate.	2000
			Special operation personnel do not hold the certificate.	5000
Level B	10000 to 15000 RMB	Fire protection security	During exhibition period, there are accidents of open fire due to constructor's responsibility and the accidents do not cause any personal injuries or property losses.	10000
			During exhibition period, there are electrical accidents like tripping of system switch of power supply in an area and so on due to constructor's responsibility, and the accidents have caused personal injuries and property losses.	12000
			During exhibition period, there is smock in booth due to constructor's responsibility, the accidents do not spread, but have already caused minor personal injuries and other property losses.	12000
			During exhibition period, there is smock in booth due to constructor's responsibility, the accidents spread and have already caused minor personal injuries and other property losses.	15000
		Construction security	During exhibition period, there are minor personal injuries of construction personnel or other working staff due to constructor's responsibility.	12000
			During exhibition period, there are partial collapse accidents due to constructor's or exhibitor's responsibility and the accidents have caused minor personal injuries and other property losses.	12000
			During exhibition period, there are collapse accidents of the whole booth due to constructor's responsibility and the accidents do not cause any personal injuries or property losses.	10000
			During exhibition period, there are collapse accidents of the whole booth due to constructor's responsibility and the accidents have caused minor personal injuries and other property losses.	15000
		Public security	During exhibition period, there are fighting between construction personnel and the accidents have caused minor personal injuries of more than 3 persons.	10000
			During exhibition period, there is mobbing between construction personnel and the accident does not cause any personal injuries.	15000
		Special equipment security	During the exhibition period, the vehicle collision accident caused by motor vehicles in the stadium which is responsible by the contractor and caused slight injuries or other property losses.	10000

Level A	15000 to 50000 RMB	Fire protection security	During booth installation, the constructors have occupied fire fighting access or have blocked security access of the venue, and they refuse to rectify.	30000
			The actual booth installation does not conform to the plans submitted to official contractor, and there are major security potential risks.	30000
			The main contractor do not set up or use the standard exhibition hall in accordance with the Regulations of the Use and Management of the Exhibition Hall.	30000
			During exhibition period, there is smock in booth due to con-structor's responsibility, and the accidents have caused major personal injuries or death.	20000-50000
			During exhibition period, there is open fire in booth due to constructor's responsibility, and the accidents have caused major personal injuries or death.	20000-50000
			The fire caused an area of more than 0.5 square meters accident by the exhibitor or the contractor during the exhibition period.	30000-50000
		Construction security	During exhibition period, there are partial collapse of booth due to constructor's or exhibitor's responsibility and the ac-cidents have caused minor personal injuries of more than 3 persons or major personal injuries of more than 1 person.	20000-50000
			During exhibition period, there is booth collapse due to con-structor's responsibility and the accidents have caused major personal injuries or death.	50000
		Public security	During exhibition period, there are fighting between construction personnel and the accidents have caused minor personal injuries of more than 3 persons.	15000-40000
			During exhibition period, there are fighting between construction personnel and the accidents have caused major personal injuries or death.	40000
			During exhibition period, there is mobbing between construction personnel and the accidents have caused major personal injuries or death.	50000
		Remarks	<p>1. Exhibition period: period from build-up to break-down time stipulated by the contract, normally means build-up, exhibition opening and break-down, three consecutive times.</p> <p>2. Collapse: The booth is damaged under the influence of external forces and gravity which are beyond its ultimate strength, the structure losses its balance, which causes toppling or falling of higher parts.</p> <p>3. Smoke accident: a great quantity of smoke caused by partial burning of booth materials, electrical devices or public facilities of the venue, and the burning does not spread and lose control.</p> <p>4. Open fire accident: there is fire caused by partial burning of booth materials, electrical devices or public facilities of the venue, and the burning does not spread and lose control.</p> <p>5. Fire accident: accident caused by burning which loses control in the aspect of time or space.</p> <p>6. Minor personal injury accident: incapacity hurts, and the lost working days are less than 105 days.</p> <p>7. Major personal injury accident: no death, serious incapacity hurts, and the lost working days are equal to or more than 105 days.</p> <p>8. Death accident: one or more person dies.</p> <p>Standards for minor, major personal injury and death accidents: refer to< classification standards of casualty accidents for enterprise employees> GB6441-86.</p> <p>9. Security deposit: a deposit in order to guarantee every exhibition participant to fulfill their security respon-sibilities, and fees like loss compensations for security accidents, damages handling, fines paid to law en-forcement agencies and so on, are not included in the security deposit. The deposit will be deducted by the venue under circumstances like refusing to rectify when there are potential security problems or after security accidents happen, and at the same time, the responsible party will be required to complete the rectification.</p>	

无损纤甲光连接方案引领者 Slim Direct Armor Fiber

业界最小外径、超高密度 | Smaller OD, Ultra-high density



和达通无损纤甲光缆，采用不锈钢螺旋铠结构，大幅缩小光缆外径，同时赋予其优异的抗弯折性能；产品具备高密度、抗压、防鼠、阻燃等多重防护特性，可广泛应用于AI、数据中心、5G通信、航空航天、智能医疗、机器人、智能监测、智能驾驶、机场、煤矿等场景，覆盖音视频、宽带、DAS、数据中心、FTTH、安防及交通等各类系统，为复杂布线环境提供可靠保障。

LINKHDT Slim Direct Armor Fiber Optic Cable adopts a stainless steel spiral armor and inner-sheath-free design. It offers a compact outer diameter, excellent bending performance, and comprehensive protection against compression, rodents and flame. Suitable for riser, plenum, indoor, outdoor, LSZH and direct burial layouts, it adapts to industrial and harsh environments, ideal for commercial facilities, data centers, FTTH and transportation.



超小外径

节省空间，布线更灵活



超强抗压

不锈钢螺旋铠装
抗压更出色



全面防护

防鼠咬、防腐蚀
适应多种环境



轻量柔韧

重量更轻，弯曲半径小
施工更便捷



安全合规

符合国际标准
阻燃环保更安心



极致性能，高效施工，安全合规

Ultimate Performance, Efficient Installation,
Safe & Compliant



物理性能突破

- 不锈钢螺旋铠 + 无内护套结构，直径缩小 50%，适配高密度线槽与狭小机柜，布线效率翻倍。
- 特殊螺旋铠设计，弯折性能提升 3 倍 +，极限弯曲不损伤光纤，适配复杂路径施工。
- 侧压承载力高达 8000N/100mm (提升 5 倍+)，抗冲击、防鼠咬，大幅降低故障风险。



工程运维优势

- 施工效率提升：轻韧，无需重型工具，减安装时间，适配数据中心 MAC 场景；
- 降低故障风险：无毛刺、护套开裂隐患，链路稳定，减维护成本与业务中断风险；
- 适配多场景布线：支持多种敷设方式，满足全场景需求。



合规与附加价值

- 环保阻燃安全合规：可搭配 LSZH/PVC 外护套，满足楼宇、机房消防安全规范，有效降低火灾隐患。
- 机房散热友好设计：纤芯外径大幅减少线槽占用，为高功耗数据中心预留充足散热空间，助力提升温控效率。



多场景适配 · 全行业覆盖

Multi-scenario Adaptation ·
Full Industry Coverage



数据中心



骨干网络



工业机器人



车载通信



工业厂区



矿山通信



机场枢纽



智能安防



接入网络



商业楼宇






MEMS系列方案 解决商

- RoHS认证
- ISO9001 质量管理体系认证
- 遵循Telcordia GR-1221、Telcordia GR-1073标准

MEMS 光开关



MEMS 光开关模块



MEMS

MEMS VOA



3D MEMS 光开关矩阵



企业简介

桂林恒毅金宇通信技术有限公司成立于2009年，是一家研发型国家高新技术企业，专业从事光开关、光通信器件、光传输保护监控系统等的研发、生产和销售。

地址：广西 桂林市七星区朝阳路国家信息产业园诚田科技园4楼
电话：0773-5864886

Website: www.gjsun.com

公司简介：

源国科技，创立于2013年，由一批深耕通信行业从业经验超20年的资深人士成立。集研发、制造、销售于一体的完整产业链，为光模块客户及数据中心厂商提供完善的解决方案。通过公司精益化生产和自动化的导入，助力为客户在激烈的市场竞争中保持技术成本领先优势。


在企业发展进程中不断进行战略布局，生产基地广泛分布于：深圳、河南、武汉、黄冈、苏州以及马来西亚槟城六地。现拥有16000m²万级无尘连接器车间、千级无尘注塑车间、专业镀膜加工车间，通过整合各地的区域优势，全方位优化运营，致力于为全球客户提供高品质且价格合理的产品与服务。

主营产品：

MPO/MTP高密度光纤预连接器系统、AOC连接线、光纤阵列组件 Fiber Array、光纤连接器、高标准测试跳线、光学透镜Lens Array、光学镀膜、镜头组件、精密结构件、模具开发。




光模块内部互联及综合布线类产品



2D Fiber Array



MT-FAU



MTP®/MPO Fiber Cables

FAU助力100G-1.6T
高速模块及CPO传输

高品质综合布线产品

高密度连接器
赋能高速率光传输
助力AI高速发展



PEI Lens Array

高速模块内部互联



MT-MT







8英寸薄膜铌酸锂/钽酸锂集成光子芯片

武汉安湃光电有限公司成立于2022年9月，是一家全自主研发、生产、封测薄膜铌酸锂/钽酸锂调制器芯片的高科技企业。公司在武汉市江夏区庙山光电子产业园建有全套**8英寸薄膜铌酸锂/钽酸锂流片产线**，包含光刻、刻蚀、镀膜、耦合封装、测试、可靠性等全链条工艺，基于该产线提供薄膜铌酸锂/钽酸锂流片代工服务。

安湃光电目前推出薄膜铌酸锂/钽酸锂电光调制器系列产品，包含强度、相位、IQ，带宽20GHz、40GHz、60GHz、110GHz，覆盖1064nm、O、C、L波段，支持定制化芯片设计与器件封装，具备高稳定性、高消光比、低损耗等特性。



强度




相位

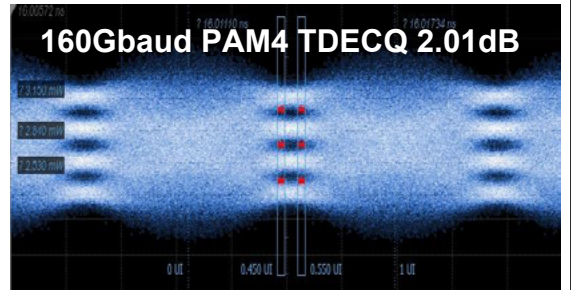


IQ

Datacom 1.6T DR8




- 调制带宽 > 70 GHz
- 插损 < 15 dB
- 模场直径 9 μm
- 半波电压 < 2.5 V
- 芯片尺寸 ~ 45 mm^2



薄膜铌酸锂PPLN系列



CW-PPLN-1560-780



Femtosecond-PPLN-1560-780

基于掺Mg铌酸锂薄膜，通过周期性极化工艺以及波导曝光刻蚀，相比于传统的体块PPLN，具有更高的非线性转换效率，提高了集成度

公司简介 COMPANY INTRODUCTION


贝耐特光学科技（苏州）有限公司成立于2016年，总部位于苏州工业园区。凭借强大的研发实力、先进的生产设备、完善的质量管理体系与全自主的LCoS封装产线，已成为一家集LCoS代工、光学器件研发生产一体化的高新技术企业。面向光通信、激光加工、工业自动化、高校科研等多元化行业，提供波长选择开关（WSS）、光电路交换机（OCS）、空间光调制器、衍射光学元件（DOE）工业投影光机等关键器件，助力客户创造价值。

公司拥有49项自主知识产权，通过ISO9001质量体系、ANSI/ESD S20.20-2021认证，先后获得多项荣誉，包括“姑苏创新创业领军人才”、“江苏省创新创业人才”“高新技术企业”等。



产品展示 PRODUCT DISPLAY

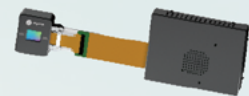
波长选择开关



光电路交换机



空间光调制器



衍射光学元件



DLP 投影光机



LCoS 投影光机



联系我们 CONTACT US

地址：江苏省苏州市工业园区东富路45号联创产业园6幢4层

电话：17715160698 0512-36867353

网址：www.bilightech.com

邮箱：sales1@bilightech.com





阿博隆国际贸易（上海）有限公司是晟中阳国际贸易（香港）有限公司注册在上海自贸区的外商独资企业，是一家在光通讯领域产品销售的专业贸易商。经过二十年的经验累积，凭借着出众的专业知识、优秀的销售团队和完善的售后服务体系，得到了国际厂商和国内外客户的认可。对国际知名品牌的研发、升级、使用、维护等方面更起到了决定性的桥梁作用。

我司秉承着：创新、专业、高效的服务理念，为光通讯的持续发展而努力。

公司代理产品品牌：

- 日本mipox；
- 日本OPT GATE；
- 美国Domaille；
- 美国Phenix；
- 日本Santec；
- 台湾Leverage；



售后服务：

- 美国Domaille研磨机等相关产品中国区唯一指定售后维修点



上海市长宁区娄山关路555号长房国际广场2005室	深圳市福田区深南中路1002号新闻大厦1号楼1809室
TEL: 021-62127618/52926959/52788867	TEL: 0755-82863471/83695458/82863675
FAX: 021-32200306	FAX: 0755-82863475

南京三超新材料股份有限公司成立于1999年1月，注册资本11,421.16万元，2017年4月21日，在深圳创业板成功挂牌上市。总占地面积240亩，建筑面积约145,000平方米。是一家专业从事金刚石、立方氮化硼工具的研发、生产与销售的高新技术企业，现拥有金刚石砂轮和金刚石线两大类相互协同的产品系列，应用于硅、蓝宝石、石英、铁氧体、钕铁硼、陶瓷、玻璃、硬质合金等硬脆材料的精密切割、磨削与抛光。



为光电行业提供各类切割、磨削与抛光的解决方案。

联系人:石先生

电话:+86 133 7202 7097

公司网址:www.diasc.com.cn

地址:江苏省南京市江宁区淳化街道泽诚路77号



展台号:5馆5D65

产 品 介 绍

微光像增强器

▶ 微光像增强器是一种真空器件，它能将接收到的微弱图像转换成人眼可见的图像。像增强器由像增强管和按规定与之连接在一起的高压电源组成，封装在同一壳体内。



日盲紫外成像组件

▶ 日盲紫外成像组件主要用于微弱紫外光图像信号的成像探测，采用低压供电，输出视频信号。日盲紫外滤光片用于滤除工作波段外的其他光谱，保证组件在白天光照情况下对目标正常成像。



民品夜视镜

▶ 夜视镜是一种精密夜视设备，利用夜间微弱可见光及近红外光线成像，在夜间低照度条件下，提供对目标进行直视目视所必须的可见光图像，辅助使用者进行观察





山东恒邦冶炼股份有限公司-新材料公司
SHANDONG HUMON SMELTING CO.,LTD. - NEW MATERIALS COMPANY



山东恒邦冶炼股份有限公司 (股票代码:002237)创建于1988年,2008年在深圳证券交易所上市,2019年成为江西铜业股份有限公司控股子公司。公司从事贵金属冶炼、国内专业化稀有金属、半金属冶炼、精炼加工,贵金属矿业、化工、高纯金属材料研发及生产,矿产品国际贸易等多个领域,2025年公司营业收入成功突破千亿。十四五期间,公司新增国家科技进步二等奖1项,省市级科技进步奖8项,新增国家授权专利90余项。

高纯产品



高纯铜
品质: 99.999%-99.99999%

应用: 主要用于制备碲化镉光伏玻璃、半导体器件、光电子器件等化合物半导体。



高纯碲
品质: 99.999%-99.99999%

应用: 主要用于制备碲化镉、碲化硒等半导体材料及半导体掺杂剂,是制备红外光学玻璃的原料。



高纯硒
品质: 99.999%-99.99999%

应用: 主要用于制备碲化镉、碲化硒等半导体材料及作为半导体掺杂剂。



高纯硅
品质: 99.999%-99.99999%

应用: 主要用于制造太阳能电池、激光器、激光器件、红外探测器、光电管、光电二极管、光学仪器、光度计、整流器等。



高纯锌
品质: 99.999%-99.99999%

应用: 主要用于机械制造、电子印刷、高性能合金、高温热镀锌产品和电子器件等领域。



高纯锡
品质: 99.999%-99.99999%

应用: 主要用于制造碲化镉光伏玻璃、发光二极管、红外探测器等,为半导体掺杂剂。







硫系玻璃


恒邦股份高纯新材料研发团队致力于高纯金属及高纯化合物半导体、红外光学材料的研发及产业化,研发团队现有成员20余人,博士5名,硕士10余名,教授级高工4名,高级工程师20余名。公司目前拥有的研发平台:省级研发中心、烟台市砷材料工程技术研究中心、烟台市砷材料研发及应用工程实验室。



红外核心 精准驱动

— 专注光机电核心部件研发与制造 —

专业研发 | 精益制造 | 可靠品质 | 定制服务



精准控制



快速响应



静音稳定



结构紧凑



品质可靠




步进马达



齿轮箱马达



无刷马达



IR-CUT



P-IRIS



红外快门

企业简介

佛山华永科技有限公司是一家由广东省人民政府认定的大型高新科技外资企业，1985年台湾总公司泓记精密股份公司于台湾成立，1992年佛山华永制造基地成立。佛山华永科技有限公司专注直流马达、步进马达、振动马达、减速马达、泵浦马达、无刷马达、空心杯马达、音圈马达及快门光圈组件的研发、制造和销售服务，提供客户高品质及高性能的产品服务，产品广泛应用于安防监控、智能家居、机器视觉、医疗设备等领域。



安防监控



智能家居



机器视觉



医疗设备

NEW EASTTECH

涂胶显影设备 COATER & DEVELOP EQUIPMENT



BNE TC 2000

专为ArF/KrF/i-line、先进封装和PI而设计的专用解决方案

工艺特点

适用于ArF、KrF、i-line、PI等工艺

产品优势

高稳定性和兼容性、堆叠式高产能架构
便捷强大的操作系统



BNE TC 1500

专为i-line, G-line, PI而设计的专用解决方案

工艺特点

i-line、PI、G-line

产品优势

高性能offline、高工艺精度
自研软件架构



BNE TC 1000 A/B/C

专为i-line, G-line, PI, 键合胶而设计的专用解决方案

工艺特点

i-line、G-line、PI、键合胶

产品优势

高性能offline、高工艺精度
自研软件架构

TECHNOLOGY

高端湿法设备及封装设备 WET & CLEANING EQUIPMENT ADVANCED PACKAGING EQUIPMENT



全自动单片清洗设备 XS系列

工艺标准

颗粒标准: 90nm; 金属污染标准: 1E10
适用于6/8/12英寸范围生产线;
8寸以下生产线可定制化半自动/手动模式。

适用制程

Pre/Post Clean, Oxide Etch,
Backside Clean, BEOL PRS,
AL Wet Etch, Metal Lift off,
BG/BM stress release



XP ECD500系列

BNE 自主研发, 专为先进封装设计,
高精度、高稳定性

适用制程

RDL, TSV, Pillar, Bump,
FOPLP 等

应用领域

先进封装、IC、MEMS、功率器件、
射频集成等


中古光刻设备 USED LITHOGRAPHY EQUIPMENT



Nikon G线光刻机



Nikon i线光刻机



Nikon KrF光刻机



Nikon ArF光刻机



Canon i线光刻机



Canon KrF光刻机



新毅东



BOOTH
展位号

8C85



盈谷

宁波盈谷电子科技有限公司

NINGBO INGO ELECTRONIC TECHNOLOGY CO., LTD

摊位号：9D55

宁波盈谷电子科技有限公司，国家高新技术企业，宁波市名牌光缆产品。

总资产逾亿元，占地30000平方米，拥有标准化厂区与现代化办公配套，拥有 80 余台先进生产及精密检测设备。

主营 576 芯及以下各类通信光缆，年产能 200 万芯公里，质检严苛、品类齐全。


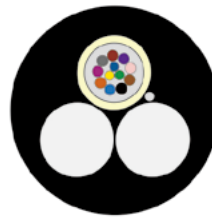

企业人才储备充足，技术实力强劲，国内售后体系健全；海外布局印尼分厂，深耕本土市场，全面辐射东南亚市场。

竭诚欢迎海内外客户莅临展位参观洽谈，共赢发展！



ADSS 100M SPAN SINGLE JACKET CABLE 24 FIBER

ASU80~120m SPANCABLE



GJYXCH Structure

OPTIC FIBER PATCH CORDS



浙江省慈溪市慈东滨海区日显路333号

0574-23886669

www.fiber-ingo.com.cn

ingo@ingo.com.cn



CPR CE

